

PROPOSED BUDGET PACKAGE

Fiscal year 2024 - 2025



Tim Greimel
Mayor

Khalfani Stephens
Deputy Mayor

Phone: 248.758.3000

Website: pontiac.mi.us

Address: 47450 Woodward Ave.





Table of **CONTENTS**

Mayor's Message	I
Community Profile	5
Budget Process.....	8-9
Organizational Charts by Department	10-21
Fiscal Year 2024-2025 Employee Salaries	22-26
Revenue By Category.....	27
General Fund Revenue and Expenditure	28
Appropriation by Category.....	29
Taxes	30
Debt Service	31
Glossary of Budget and Finance Terms	32-39
Proposed Budget FY 2024-2025	40

MAYOR’S PROPOSED BUDGET FOR FISCAL YEAR 2024-2025 (FY 2025)

Dear Honorable Council Members and Citizens of Pontiac,

As Mayor of the City of Pontiac and in accordance with the Michigan Uniform Budget Act, (PA 2 of 1968 as amended) and Article V, Chapter 1 of the City of Pontiac Charter, I am submitting for your consideration the proposed budget for fiscal year 2024-25 (FY 2025). The fiscal year for the budget begins on July 1, 2024, and ends on June 30, 2025. This budget is based on estimated revenues, expenditures, and available fund balances.

The total proposed budgeted expenditures for FY 2025 are \$104,557,348, which is \$26,843,146 less than in the current fiscal year 2023-2024 (FY 2024) amended budget.

This includes the following expenditures by fund:

FY 2024-25 -Mayor's Recommended Budget					
Fund	Estimated Revenues	Appropriations	Net of Revenues/Appropriations	Estimated Beginning Fund Balance	Estimated Ending Fund Balance
101-General Fund	\$ 54,880,477	\$ 57,344,088	\$ (2,463,611)	\$ 39,905,171	\$ 37,441,560
Special Revenue Funds:					
202-MAJOR STREETS	\$ 7,063,756	\$ 9,395,175	\$ (2,331,419)	\$ 4,153,191	\$ 1,821,772
203-Local Streets	\$ 2,138,868	\$ 2,181,982	\$ (43,114)	\$ 1,066,769	\$ 1,023,655
208-YOUTH RECREATION MILLAGE	\$ 2,297,707	\$ 1,291,521	\$ 1,006,186	\$ 2,027,653	\$ 3,033,839
209-Cemetery Fund	\$ 828,000	\$ 763,811	\$ 64,189	\$ (317,446)	\$ (253,257)
212-Senior Activities Millage	\$ 496,609	\$ 1,017,978	\$ (521,369)	\$ 560,381	\$ 39,012
226-Sanitation Fund	\$ 5,992,073	\$ 5,643,447	\$ 348,626	\$ 8,954,819	\$ 9,303,445
231-CABLE FUND	\$ 134,844	\$ 395,484	\$ (260,640)	\$ 656,446	\$ 395,806
232-VEBA RETIREE HEALTHCARE OPT OUT	\$ -	\$ 500,000	\$ (500,000)	\$ 3,340,000	\$ 2,840,000
249-BUILDING INSPECTION FUND	\$ 1,844,530	\$ 3,473,215	\$ (1,628,685)	\$ 1,727,108	\$ 98,423
252-CDBG FY2012	\$ -	\$ -	\$ -	\$ 30,460	\$ 30,460
263-HOME BUYERS ASSISTANCE	\$ -	\$ -	\$ -	\$ 27,360	\$ 27,360
265-DRUG ENFORCEMENT FUND	\$ 42,488	\$ 84,853	\$ (42,365)	\$ 166,661	\$ 124,296
276-District Court	\$ 3,433,736	\$ 4,126,146	\$ (692,410)	\$ 1,520,497	\$ 828,087
277-MIDC GRANT FUND	\$ 7,240,447	\$ 7,113,498	\$ 126,949	\$ 5,339	\$ 132,288
280 - PA 48 TELECOMMUNICATION	\$ -	\$ -	\$ -	\$ 23,222	\$ 23,222
284-OPIOID SETTLEMENT FUND	\$ -	\$ -	\$ -	\$ 243,586	\$ 243,586
285-ARPA	\$ 419,836	\$ 419,836	\$ -	\$ -	\$ -
Capital Improvement Fund:					
445-Capital Improvements Fund	\$ 1,422,041	\$ 4,250,000	\$ (2,827,959)	\$ 3,398,129	\$ 570,170
Internal Service Funds:					
659-Insurance Fund	\$ 3,453,821	\$ 3,540,870	\$ (87,049)	\$ 1,190,851	\$ 1,103,802
677-Self Insurance Workers Compensation	\$ 710,501	\$ 692,800	\$ 17,701	\$ 1,284,455	\$ 1,302,156
Component Units:					
239-TAX INCREMENT FINANCE AUTHORITY #2	\$ 547,700	\$ -	\$ 547,700	\$ (3,853,604)	\$ (3,305,904)
240-TAX INCREMENT FINANCE AUTHORITY #3	\$ 2,106,404	\$ 2,043,000	\$ 63,404	\$ (3,398,409)	\$ (3,335,005)
243-Brownfield Redeveloping Auth	\$ 11,000	\$ 100,000	\$ (89,000)	\$ 234,149	\$ 145,149
Total	\$ 95,064,838	\$ 104,377,704			

<p>*General Fund -The general fund is the City’s primary operating fund. It accounts for all financial resources of the general government, except those accounted for and reported in another fund.</p>
<p>**Special Revenue Funds -Special revenue funds are used to account for and report the proceeds of specific revenue sources that are restricted or committed to expenditures for specified purposes other than debt service or capital projects.</p>
<p>***Capital Project Fund – The Capital project fund is used to account for and report financial resources that are restricted, committed, or assigned to expenditures for capital outlays, including the acquisition or construction of capital facilities and other capital assets.</p>
<p>****Internal Service Funds -Internal service funds account for risk management services and insurance benefits provided to other departments of the City on a cost-reimbursement basis and for accrued sick and vacation time.</p>
<p>*****Component Units - Component units are separate legal entities whose governing boards are appointed by the city and for which the city is financially accountable.</p>

When we presented our first budget two years ago, we took a six million dollar deficit and reduced it to four million. I am happy to state that the budget being presented today further reduces the projected general fund budget to a little over \$2.5 million. Most of that deficit will be eliminated if the City is successful in obtaining requested grant funding from the Pontiac Funders Collaborative.



Additionally, the first two budgets that I presented were focused on creating capacity to deliver basic city services. During the past two years we reorganized departments, added a lot of staff, and introduced many new policies and procedures. This FY 2025 budget will focus on stabilization. The goal this year is to refine what we have already done. The focus areas will be on sustained service delivery enhancements and capital improvements, including through the expenditure of American Rescue Plan Act (ARPA) funds.

In this fiscal year, our large priorities are:

- City master plan
- Housing study
- Home improvements
- In-housing of Community Development Block Grant (CDBG) program.
- Breaking ground on the Youth recreation center (to be completed in FY 2026).
- Small Business Assistance
- Workforce development



Our two year vision is to build on a stabilized government and to address the following activities in FY 2026:

- Road reconstruction
- City facility deferred maintenance
- Increased housing opportunities (at all income levels)
- Revitalization of downtown, including expanded parking options
- Long term planning with the school district for anticipated growth



This budget is made possible because of the following changes:

- Elimination of payment to the Police and Fire VEBA of \$4,362,000.
 - Replaced by a payment of \$1.5 million (a savings of \$2,862,000)
- Savings instituted last year on our health insurance plans
- Elimination of cost for the Phoenix Center Parking Garage

Even with all of this progress, we are still working to properly fund the Community Development Department. It is our hope that the introduction of a new fee schedule will better reflect the cost that the city incurs for code enforcement activities. This should help offset some of the cost for code enforcement activities. Currently, these costs have been covered almost completely by using fund balance from the fees generated by the construction of the Amazon distribution center.



At the same time, we are proposing the total elimination of the fee for the general registration and licensing of businesses in Pontiac. The elimination of this fee is motivated by our desire to lessen the burden on small businesses.

Financial Recommendations

It's important to note that the Government Finance Officers Association (GFOA) recommends maintaining unassigned fund balance in the general fund at a level equal to at least two months of regular general fund operating revenues or regular general fund operating expenditures. At the end of FY 2025, projected General Fund Unassigned fund balance is \$34,000,000, which is more than 6 months of operating expenditures in the General Fund.

For special revenue funds, the GFOA recommends maintaining a minimum unassigned fund balance that is adequate to support cash flow for the specific fund and ensure the fund's stability. The city meets this standard also.

It's important to note that the recommended levels may vary based on factors such as the size and complexity of the government entity, its revenue sources, and the economic conditions of the jurisdiction.

The proposed budget continues the important work that City Council and I commenced together a couple of years ago to invest in our community and its residents. Specifically, the proposed budget for next fiscal year continues the policies of organizational reform and increased staffing capacity that were established for the current fiscal year. By maintaining these investments, we will continue to improve the quality of life and satisfaction of residents and businesses alike, thereby retaining and attracting more residents and businesses into Pontiac and increasing property values.

New Initiatives

Beyond maintaining the additional positions and investments that we made in the current fiscal year, we are proposing additional funding for these initiatives:

- Adding two (2) full-time accountants in the finance department, so that we can prepare the audit on time and eliminate the need for consultants to assist the Finance staff in bank reconciliation and reconciliation of receivables and payables.
- Adding two (2) full-time temporary staff (through December of 2026) in the Grants and Philanthropy department to manage ARPA grant projects.
- Adding one (1) full-time Assistant City Clerk to assist the City Clerk in election related assignments and managing marijuana regulation.
- Adding a Chief Operating Officer in order to better improve day-to-day operations and ensure the timely completion of tasks.

I am confident that this proposed budget reflects needed investments in our community that will improve city services, expand economic opportunity, bolster our efforts to combat blight, and advance public safety.

COMMUNITY PROFILE



Pontiac is geographically located in the *heart* of Michigan’s 2nd most populous county, Oakland County. It is steeped in history stemming from several prominent General Motors manufacturing plants to the former iconic Pontiac Silverdome—the previous home of the Detroit Lions—where Superbowl XVI was held. There is a vibrant small business community along with several major business entities, including Amazon, Trinity Hospital, McLaren Hospital, United Wholesale Mortgage and Williams International. The city also partners with Oakland University through the OU-Pontiac Initiative to ensure resident access to educational and economic opportunities.

The City of Pontiac, Michigan (the “City”) was incorporated in 1861, is a 20-square mile city, and is the county seat of Oakland County. At last census count, there were nearly 62,000 residents living in seven city council districts. Pontiac is organized as a home rule city under the laws of the State of Michigan and is operating



under a city charter amended and effective May 3, 1982. The city charter establishes a strong-Mayor form of government with a part-time seven-member City Council elected in districts. The Mayor appoints all department heads with confirmation by the City Council to be made within 30 days, except the City Clerk who is appointed by the City Council. The City Council as a body or any Council member is expressly prohibited from providing any order or direction, either publicly or privately, to any employee or appointee of the executive branch. The Mayor must attend all City Council meetings. The Mayor has the authority to veto resolutions or ordinances adopted by the City Council, with limited exceptions.

Since July 1, 2009, the City of Pontiac's finances were under the superintending control of the State of Michigan because of a financial emergency; technically, the City was considered in "receivership" under Public Act 436 of 2012. The State of Michigan appointed three successive emergency financial managers/emergency managers to address the causes of the financial emergency and develop a fiscal and operating plan that aligns the City's expenditures with realistic projected revenues. The City's revenue base decreased nearly fifty percent over a span of six years, making the fiscal problems more challenging to address. Since the appointment of the first emergency financial manager, the City's operating structure has radically changed and has resulted in improved service delivery at a lower cost to the taxpayers. The City went from a traditional operating model of services provided directly by city employees (who receive benefits in addition to salary) to an operating model of services provided either by neighboring government agencies or by private contractors that specialize in providing such service at a lower cost. These service providers were monitored by a small group of city employees.

On August 19, 2013, the last emergency manager of the City of Pontiac tendered his resignation to the governor. Before his departure, the emergency manager issued a final order (S-334) which delegated day-to-day administrative responsibilities to a City Administrator who reported directly to the Transition Advisory Board that the governor appointed. On March 31, 2016, the position of City Administrator was eliminated, and the day-to-day administrative responsibilities were returned to the Mayor. A limited number of actions taken by the Mayor and City Council were still subject to review and approval by the City Transition Advisory Board. The final order was last amended on March 31, 2016. On July 27, 2017, the City Transition Advisory Board voted

unanimously to recommend to the Governor of the State of Michigan that the City's current receivership status be terminated. The City was officially released from receivership on August 1, 2017. Copies of all orders issued by the last emergency manager are available on the City's website.

THE BUDGET PROCESS

The budget process in Section 5.102 of the City Charter is outlined as follows:

- ❖ The Department Heads are to provide to the Mayor their budget estimates and requests.
- ❖ By May 1, the Mayor is required to present to the City Council a proposed budget and a proposed annual appropriations ordinance. The budget is to be balanced. A balanced budget exists when budgeted revenues (including available unreserved Fund Balance) are equal or more than the budgeted expenditures.
- ❖ According to the Budget Hearings of Local Governments Act (MCL 141.411 *et seq.*), the City Council shall advertise in a newspaper of general circulation that the council will hold a public hearing on the proposed budget and tax rate to support the budget. Notice of the hearing must be published at least six days before the hearing.
- ❖ The city charter requires that an ordinance, except an emergency ordinance, be published in a newspaper of general circulation before the effective date. An emergency ordinance must still be published. The Mayor has the ability to issue a full veto or a line-item veto of the proposed budget ordinance. For a normal ordinance, the Clerk shall present the Mayor with the proposed budget ordinance within four business days after the ordinance is adopted. Upon receipt, the Mayor has seven calendar days to issue his/her veto or sign the ordinance, except the Mayor shall notify the Clerk within 24 hours of the receipt of an emergency ordinance of his intention to veto. The Council has seven days from receipt of the veto to consider an override.

The Budget Ordinances further direct the City's budget process as follows:

- ❖ On or before March 15 in each year, the Finance Director shall distribute the budget request packet to each Department Head, whom shall return the completed budget request packet to the finance director on or before April 1 in each year. Budget estimates are to be completed for the two ensuing fiscal years.
- ❖ On or before April 1 in each year, the Finance Director shall transmit the departmental requests to the Mayor, who may revise or alter the estimates, and then shall return a copy of a balanced budget as revised to the Finance Director for tabulation on or before May 1 of each year along with a list clearly indicating the changes the Mayor made in order to arrive at a balanced budget.
- ❖ The Finance Director shall recalculate the balanced budget proposed by the Mayor and shall inform the Mayor of any inconsistencies.
- ❖ On or before May 1 in each year, the Mayor shall submit to the City Council the proposed budget and appropriations ordinance for the ensuing two fiscal years and the proposed tax rate for the ensuing fiscal year. The proposed budget shall be balanced. The Mayor shall provide a budget message with the proposed budget that identifies revenues, expenditures, and significant specific revenues and significant specific expenditures.
- ❖ On or before June 1, the City Council shall authorize and publish a notice of public hearing on the proposed budget and tax rates and shall introduce the proposed appropriation ordinance at a City Council meeting.
- ❖ The City Council shall not amend the proposed appropriation ordinance or tax rates until after the public hearing. The City Council shall be permitted to make unlimited amendments to the

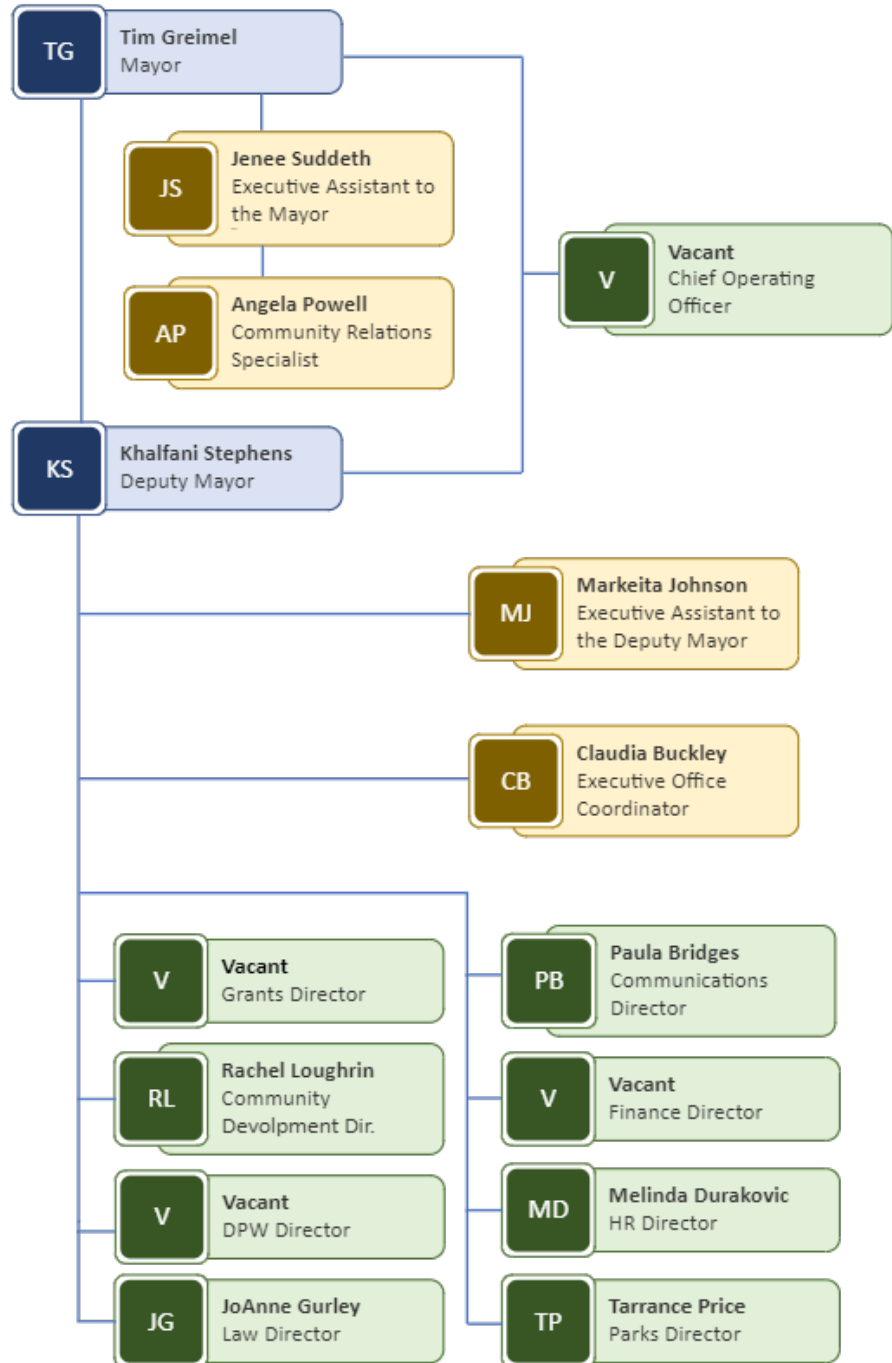
budget subsequent to the public hearing on the budget and before its adoption.

- ❖ By June 9 and no less than six days after the notice of public hearing on the proposed budget and tax rates for the ensuing fiscal year are published and the proposed appropriation ordinance has been introduced at a City Council meeting, the City Council shall hold a public hearing on the proposed budget and proposed tax rate. The budget shall be adopted on a functional basis for expenditures, rather than on a departmental or line item basis.
- ❖ At the meeting wherein the City Council adopts the appropriations ordinance, the Council shall adopt a resolution setting user fees for the ensuing fiscal year. Such fees shall be amended or waived by the City Council from time to time during the fiscal year upon recommendation from the Finance Director and Mayor.

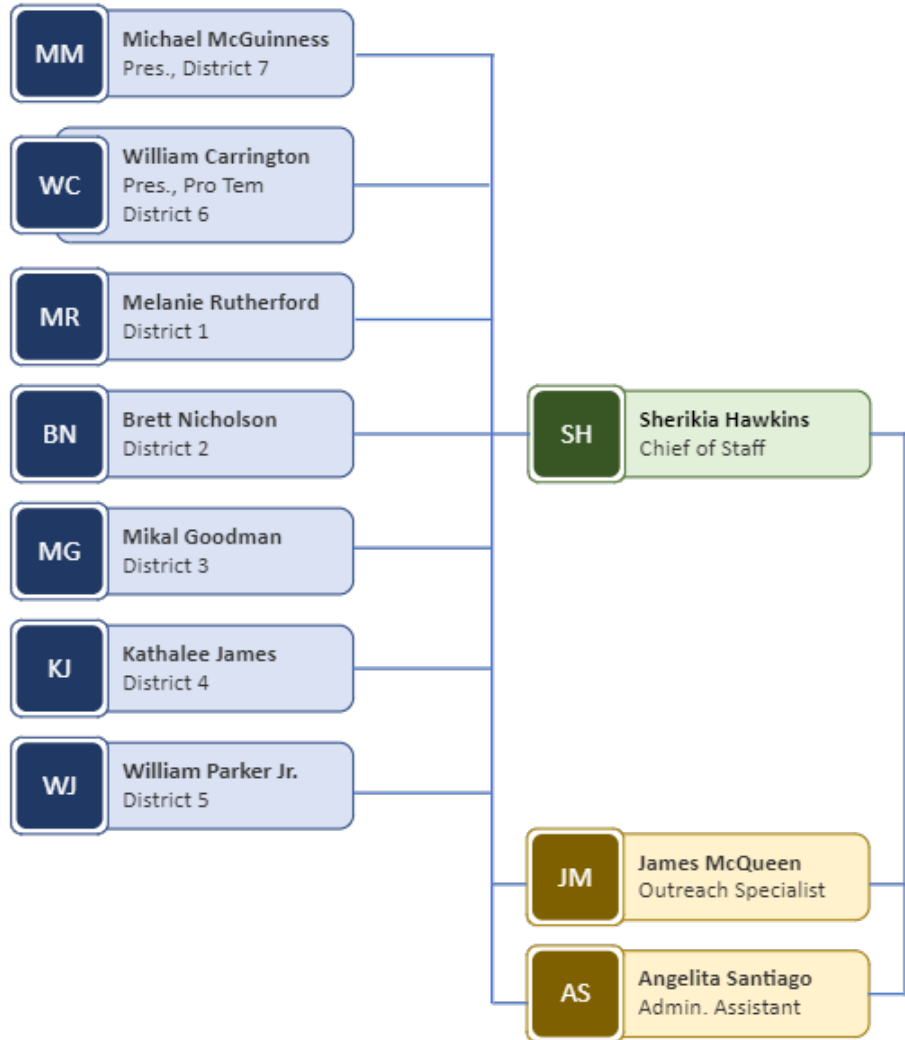
BUDGET AMENDMENT POLICY

Whenever it appears to the Finance Director that the actual and probable revenues in any fund will be less than the estimated revenues upon which appropriations from such fund were based and/or when it appears that expenditures will exceed an appropriation upon which appropriations from such fund were based, the Finance Director shall present to the Mayor recommendations to prevent expenditures from exceeding available revenues or appropriations for the fiscal year. Such recommendations shall include proposals for reducing appropriations, increasing revenues or both. The Finance Director is authorized to amend appropriations within a fund or department so long as they do not exceed the total amount budgeted for that fund or department within a fiscal year. Any budget amendments to a fund or department that exceed the total amount budgeted for that fund or department within a fiscal year must be approved by the City Council prior to amendment.

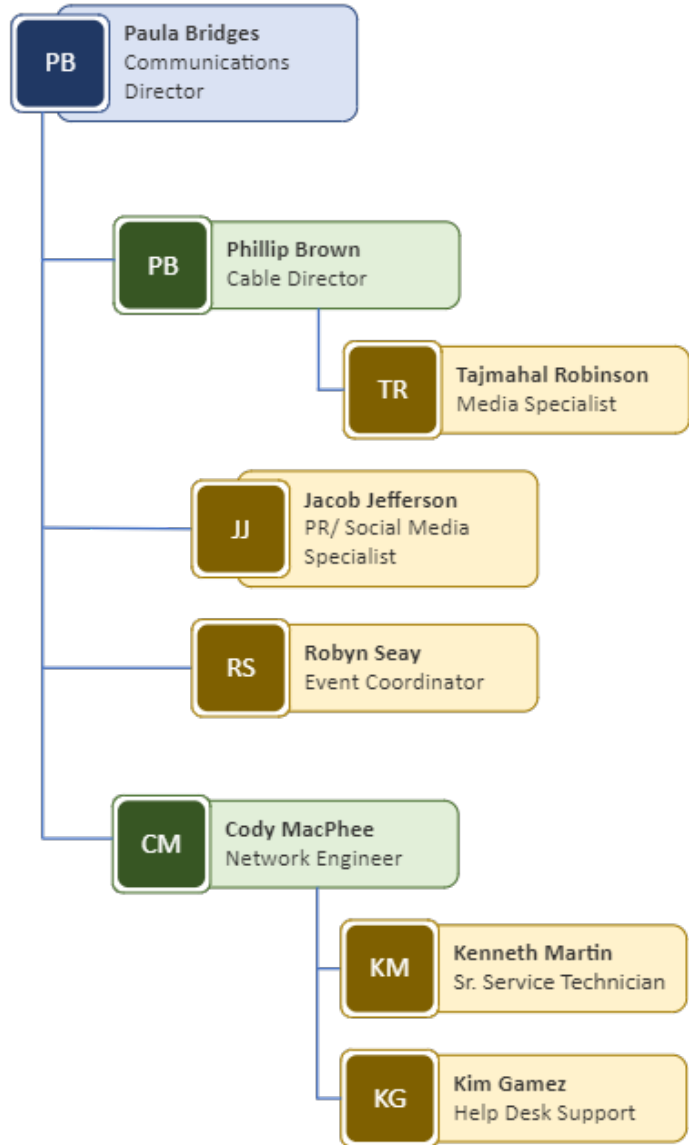
EXECUTIVE



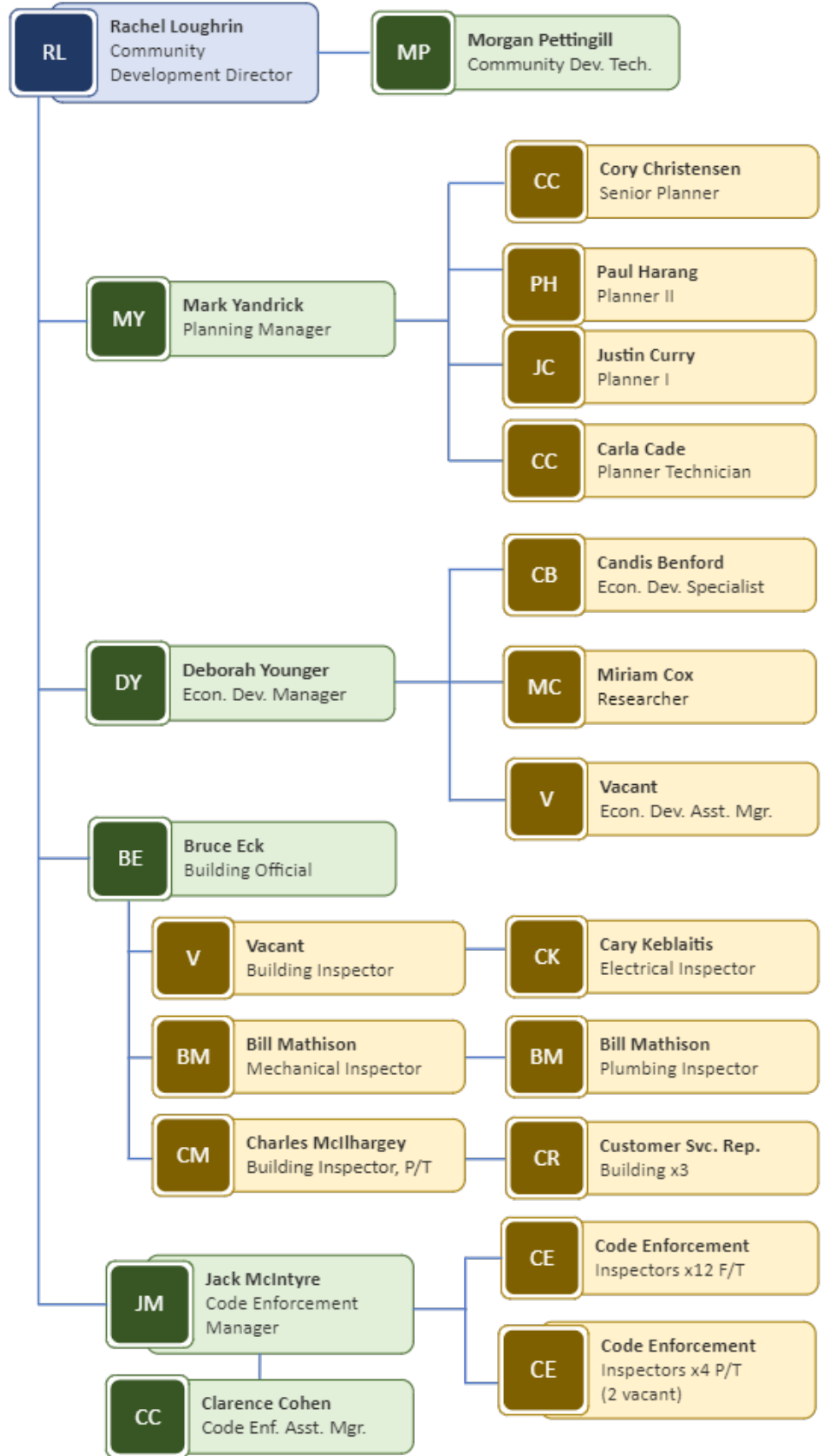
**CITY
COUNCIL**



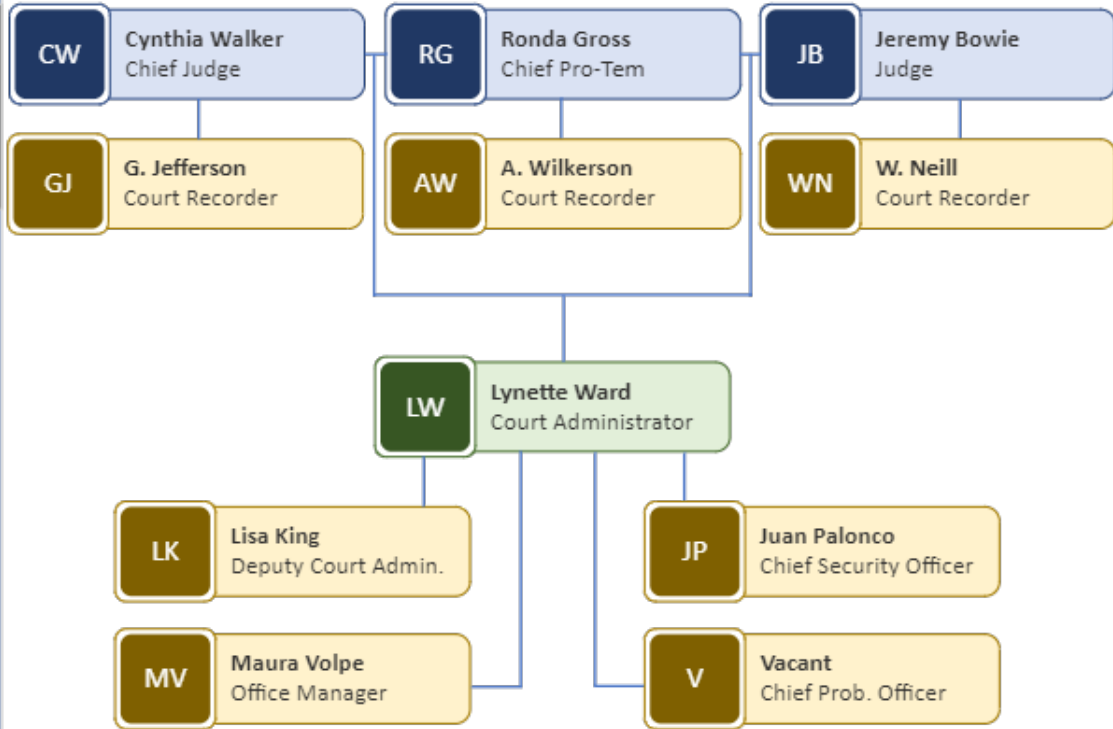
**COMMUNICATIONS
CABLE
INFO TECHNOLOGY**



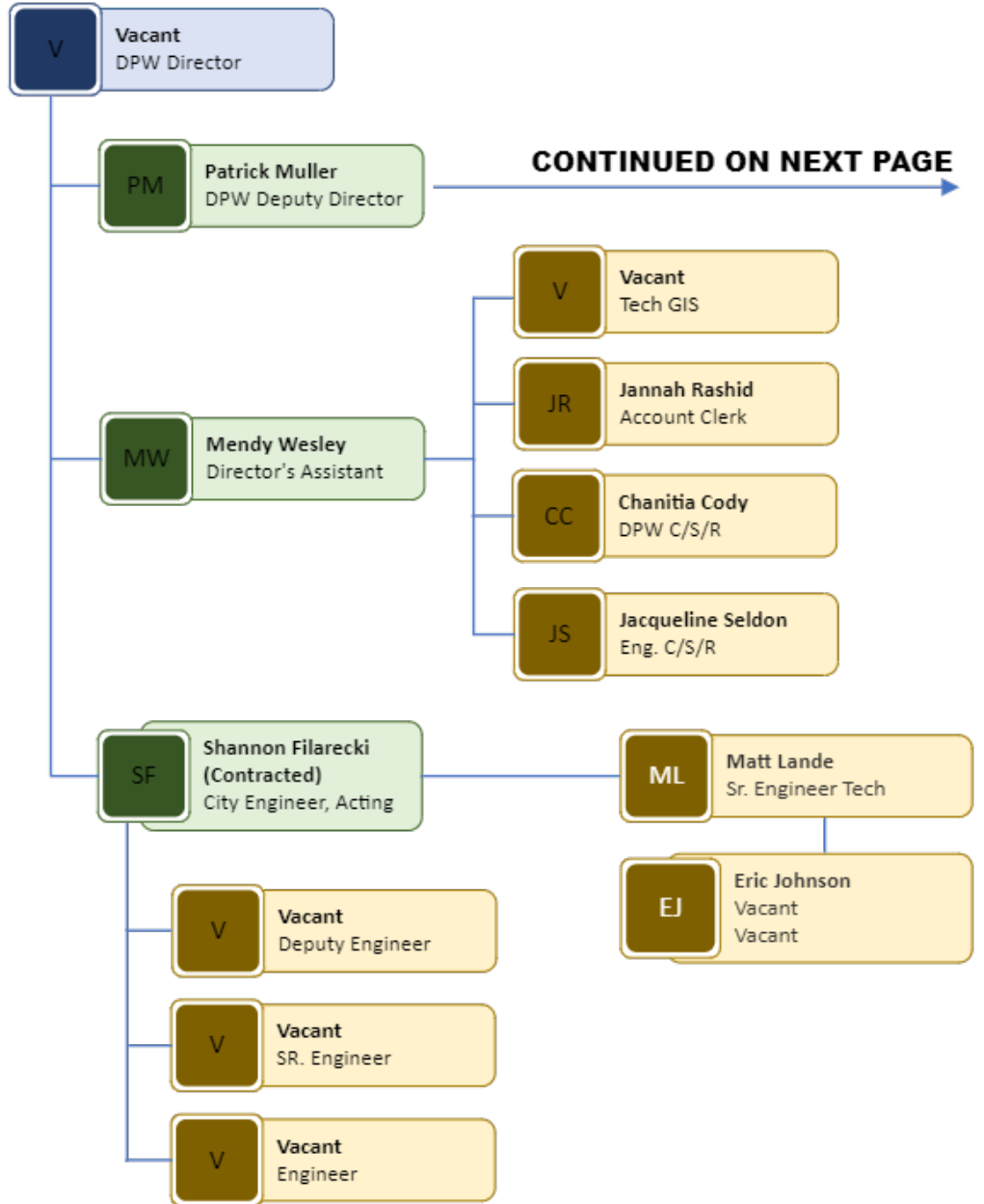
COMMUNITY DEVELOPMENT



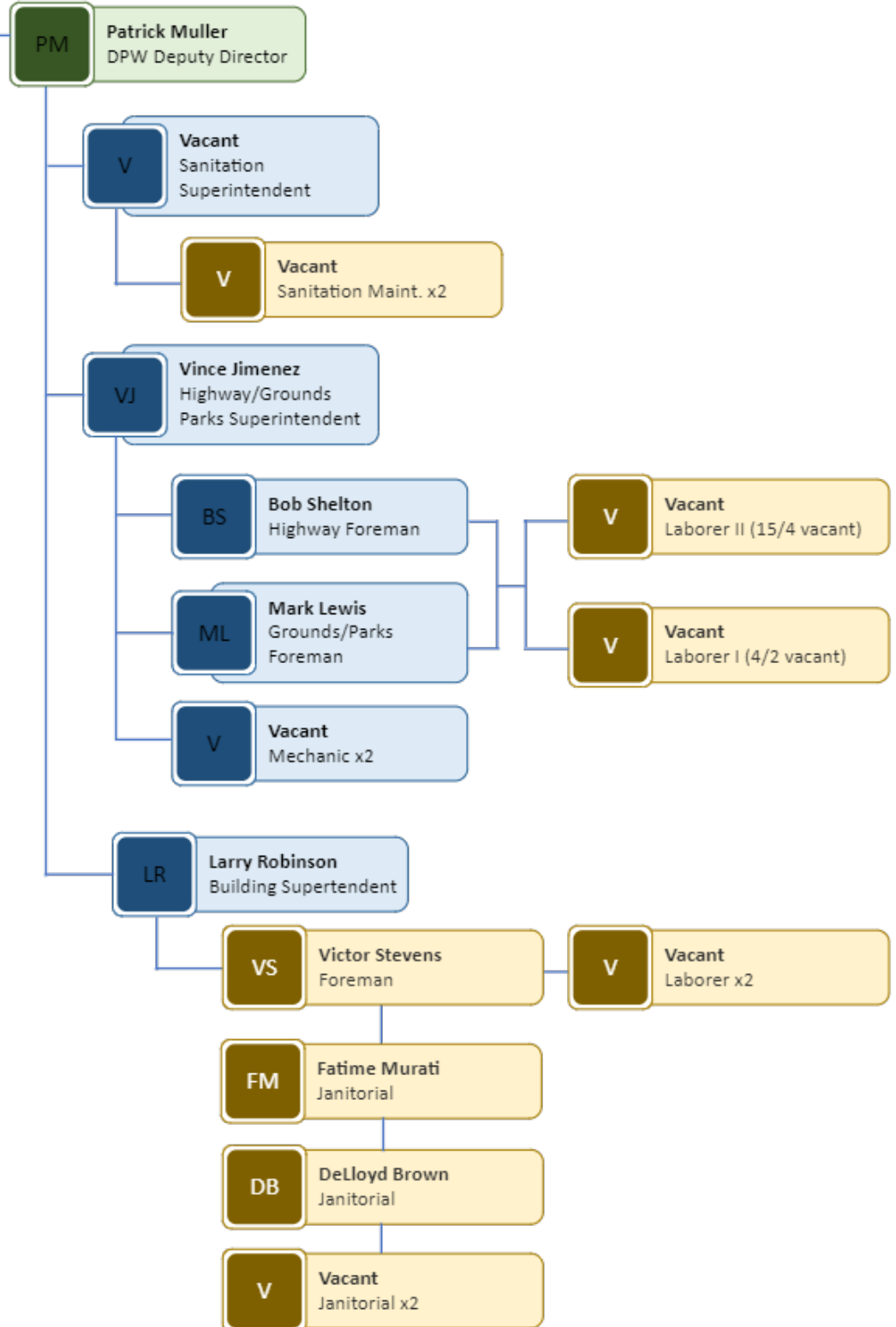
50th DISTRICT COURT



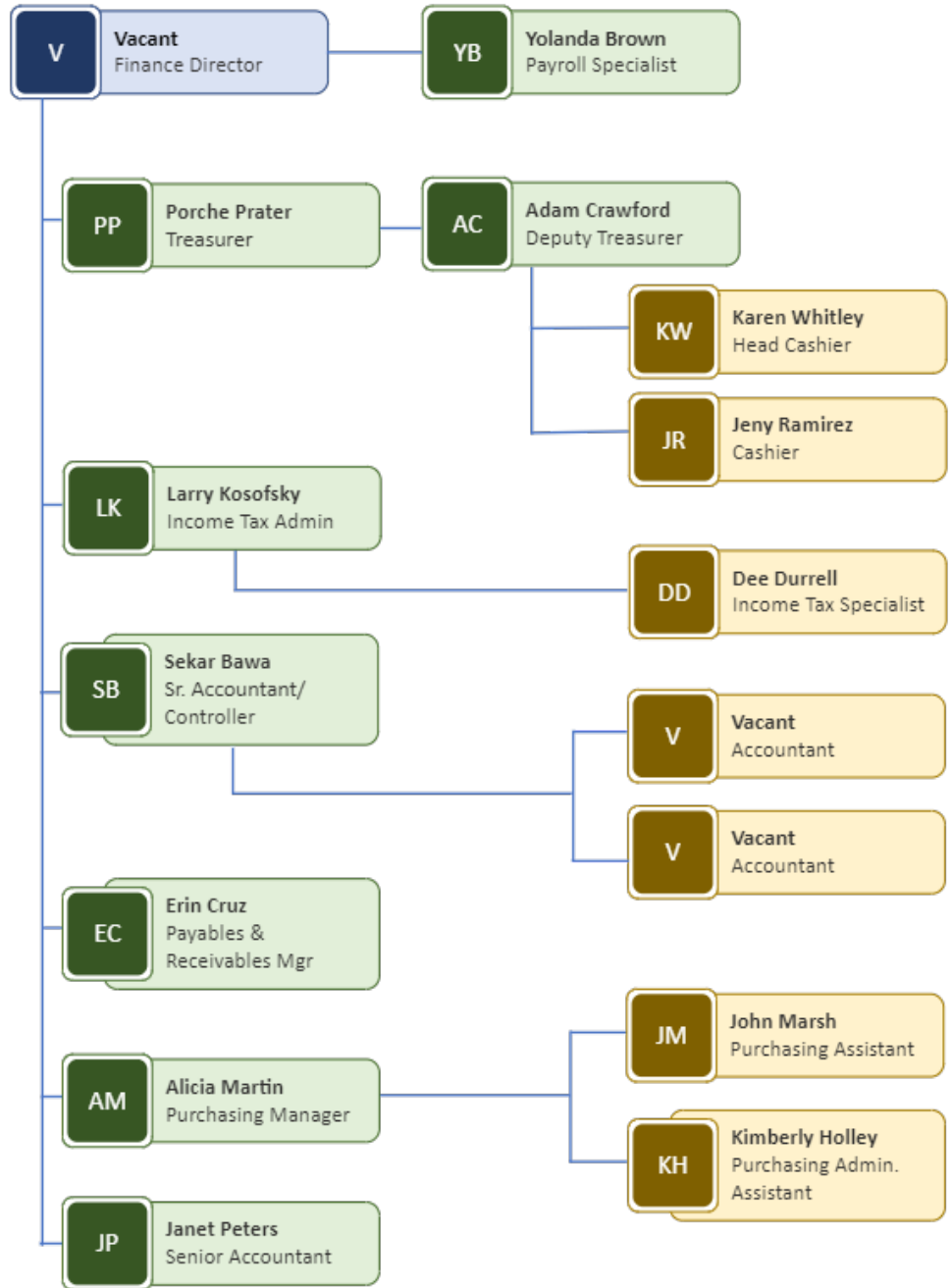
**DEPT. OF
PUBLIC
WORKS**



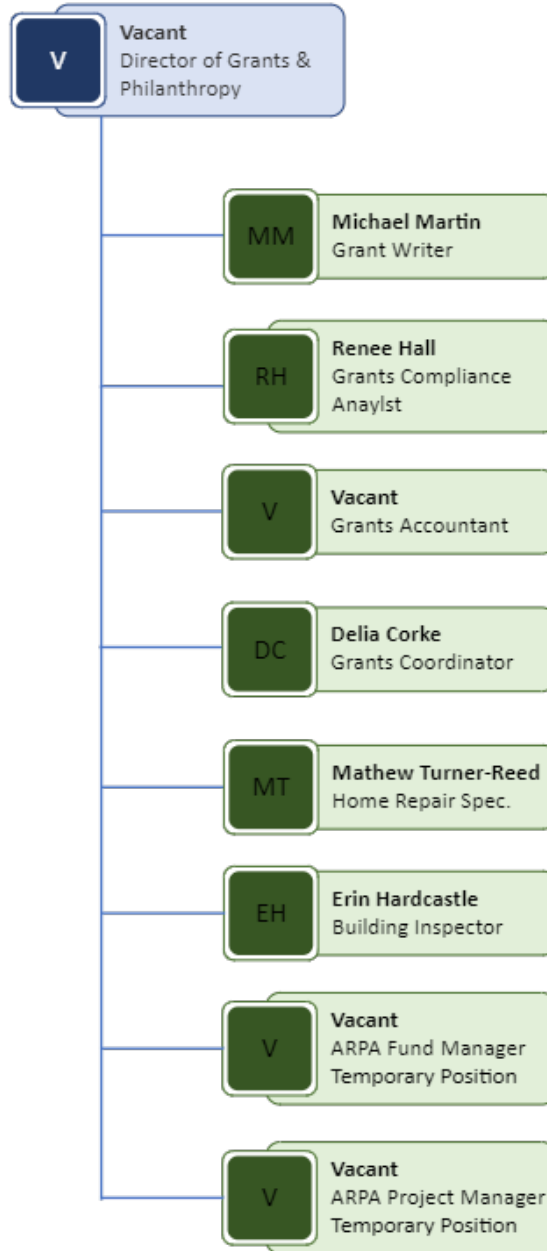
**DEPT. OF
PUBLIC
WORKS**



FINANCE

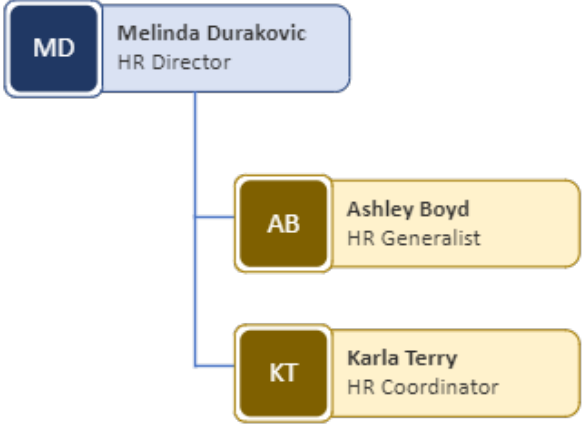


**GRANTS AND
PHILANTHROPY**





HUMAN RESOURCES



LEGAL

JG

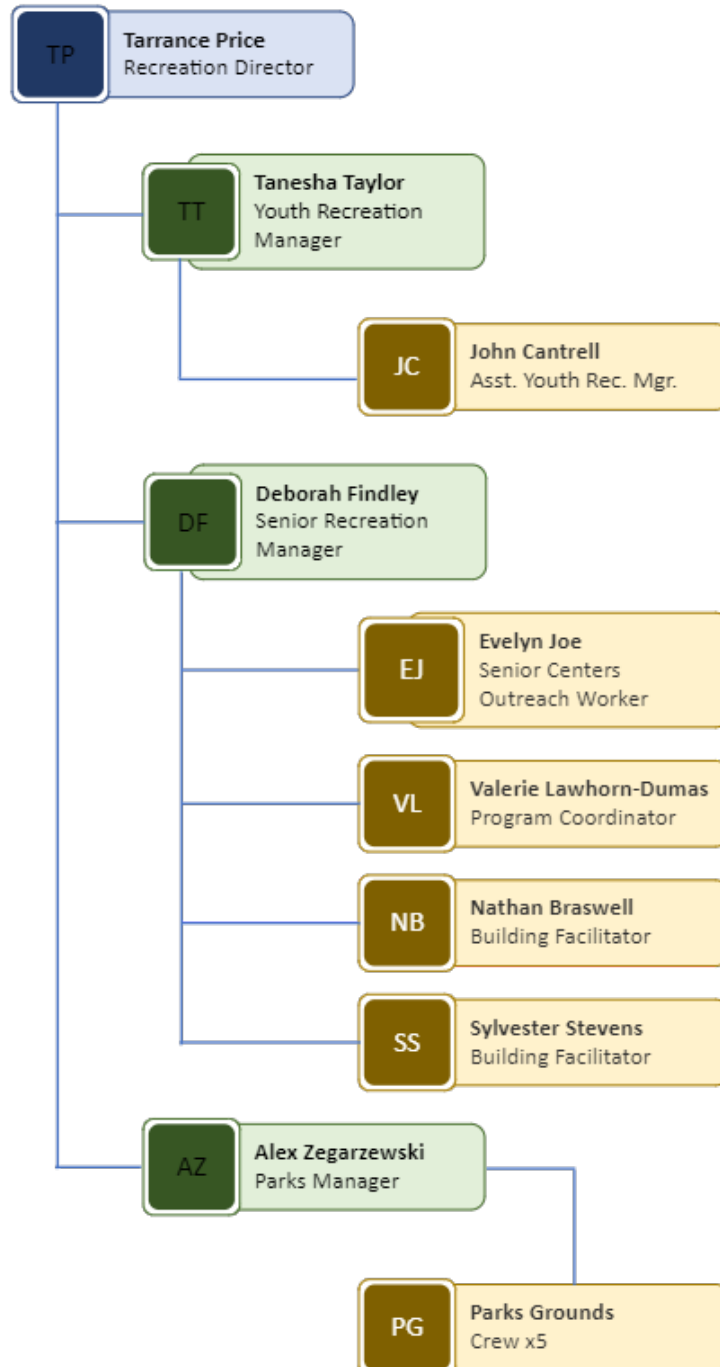
JoAnne Gurley
Law Director

OC

Outside Legal Counsel
Contracted



PARKS AND RECREATION



Fiscal Year 2024-2025 Employee Salaries

NAME	JOB TITLE	HOME DEPARTMENT	ANNUAL
McQueen, James	OUTRLIST-OUTREACH SPECIALIST	100101 - COUNCIL	\$ 62,500
Hawkins, Sherikia L	CITY COU-CHIEF OF STAFF - CITY COUNCIL	100101 - COUNCIL	\$ 116,000
Carrington, William	COUNCIL MEMBER	100101-COUNCIL	\$ 18,150
Goodman, Mikal K.	COUNCIL MEMBER	100101-COUNCIL	\$ 18,150
James, Kathalee	COUNCIL MEMBER	100101-COUNCIL	\$ 18,150
Mcguinness, Michael	Council President	100101-COUNCIL	\$ 18,150
Nicholson, Brett	CITY COUNCIL MEMBER	100101-COUNCIL	\$ 18,150
Parker, William	CITY COUNCIL MEMBER	100101-COUNCIL	\$ 18,150
Rutherford, Melanie	CITY COUNCIL MEMBER	100101-COUNCIL	\$ 18,150
Santiago, Angelita	ADMINISTRATIVE ASSISTANT	100101-COUNCIL	\$ 50,003
King, Lisa	DEPUATOR-DEPUTY COURT ADMINISTRATOR	100136 - DISTRICT COURT	\$ 80,350
Neill, Wisetta M	COURRDER-COURT RECORDER	100136 - DISTRICT COURT	\$ 53,102
Barber, Andrew	COURT OFFICER	100136-DISTRICT COURT	\$ 47,715
Berg, Holly C	CHIEF ACCOUNT CLERK	100136-DISTRICT COURT	\$ 48,589
Bowie, Jeremy	JUDGE	100136-DISTRICT COURT	\$ 45,724
Duncan, Jason	COURT OFFICER	100136-DISTRICT COURT	\$ 47,715
Ellis, Avery	COURT CLERK	100136-DISTRICT COURT	\$ 35,027
Ewing, Anthony E	COURT OFFICER	100136-DISTRICT COURT	\$ 49,691
Ewing, Anthony E	COURT OFFICER	100136-DISTRICT COURT	\$ 49,691
Forner, Danielle	COURT CLERK	100136-DISTRICT COURT	\$ 38,938
Forner, Danielle	COURT CLERK	100136-DISTRICT COURT	\$ 38,938
Gardner, Brittani C.	COURT CLERK	100136-DISTRICT COURT	\$ 40,435
Grays, Lorraine	Administrative Assistant-COURT	100136-DISTRICT COURT	\$ 50,496
Gross, Ronda	JUDGE	100136-DISTRICT COURT	\$ 45,724
Grusecki, Kayla	COURT CLERK	100136-DISTRICT COURT	\$ 38,938
Harrison, Sandra	COURT CLERK	100136-DISTRICT COURT	\$ 36,088
Jefferson, Gwendolyn	COURT RECORDER	100136-DISTRICT COURT	\$ 53,102
Leonard, Danyale	COURT CLERK	100136-DISTRICT COURT	\$ 40,435
Mcauliffe, Michelle	COURT CLERK	100136-DISTRICT COURT	\$ 36,088
Myszenski, Craig	COURT OFFICER	100136-DISTRICT COURT	\$ 49,691
Myszenski, Craig	COURT OFFICER	100136-DISTRICT COURT	\$ 49,691
Nardone, Charlotta	COURT CLERK	100136-DISTRICT COURT	\$ 40,435
Orman, Cynthia	COURT CLERK	100136-DISTRICT COURT	\$ 38,938
Powell, Samantha A	COURT CASHIER	100136-DISTRICT COURT	\$ 48,069
Rowe, Elizabeth	COURT CLERK	100136-DISTRICT COURT	\$ 38,938
Smith, Turquoise	COURT CLERK	100136-DISTRICT COURT	\$ 36,088
Vernon, Lisa G	COURT CLERK	100136-DISTRICT COURT	\$ 41,891
Voipe, Maura A	OFFICE MANAGER	100136-DISTRICT COURT	\$ 63,066
Walker, Cynthia	JUDGE	100136-DISTRICT COURT	\$ 45,724
Ward, Lynette M	COURT ADMINISTRATOR	100136-DISTRICT COURT	\$ 123,011
Wilkerson, Alicia Charisse	COURT RECORDER	100136-DISTRICT COURT	\$ 53,102
Zanin, David Patrick	COURT OFFICER	100136-DISTRICT COURT	\$ 49,691
Polanco, Juan	CHIEF COURT SECURITY OFFICER	100151-COURT PROBATION	\$ 63,066
Seguna, Rachel K	PROBATION OFFICER I	100151-COURT PROBATION	\$ 60,736

Greimel, Timothy	MAYOAYOR-MAYOR	100171 - MAYOR	\$	133,673
Suddeth, Jenee M.	EXECTANT-EXECUTIVE ASSISTANT	100171 - MAYOR	\$	69,010
Stephens, Khalfani	DEPUAYOR-DEPUTY MAYOR	100171 - MAYOR	\$	145,000
Buckley, Claudia	EXECUTIVE OFFICE COORDINATOR	100171-MAYOR	\$	60,000
Vacant	CHIEF OPERATING OFFICER	100171-MAYOR	\$	140,000
Johnson, Markeita	EXECUTIVE ASSISTANT	100171-MAYOR	\$	78,000
Powell, Angela	Community Relations	100171-MAYOR	\$	54,000

VACANT	Chief Assistant City Clerk	100215 - CLERK	\$	90,000
Doyle, Garland S	CITYLERK-CITY CLERK	100215 - CLERK	\$	113,000
Grandison, Sheila Roshanda	DEPULERK-DEPUTY CITY CLERK	100215 - CLERK	\$	72,574
VACANT	Program Analyst	100215 - CLERK	\$	62,750
Castro, Mary Dayle	ELECTION SPECIALIST	100191-ELECTION	\$	62,750
Starks, Jonathan H	DEPULERK-DEPUTY CITY CLERK	100255 - MARIJUANA REGULATION	\$	69,500

Durrell, Dawnita J.	INCOME TAX SPECIALIST	100202-INCOME TAX	\$	55,000
Kosofsky, Larry	INCOME TAX ADMINISTRATOR	100202-INCOME TAX	\$	80,000
Bawa, Sekar R	SENITANT-SENIOR ACCOUNTANT	100206 - FINANCE	\$	110,000
Cruz, Erin Smiglewski	ACCTSPAY-ACCOUNTS PAYABLE/RECEIVABLE MANAGER	100206 - FINANCE	\$	70,000
VACANT	Accountant	100206 - FINANCE	\$	80,000
VACANT	Accountant	100206 - FINANCE	\$	80,000
VACANT	Finance Director	100206 - FINANCE	\$	97,900
Brown, Yolonda F	PAYROLL SPECIALIST	100206-FINANCE	\$	76,000
Peters, Janet	SENIOR ACCOUNTANT	100206-FINANCE	\$	84,460
Ramirez, Jeny	CASHIER I	100253-TREASURY	\$	46,000
Prater, Porche	CITY TREASURER	100253-TREASURY	\$	101,000
Crawford, Adam	DEPUTY TREASUER	100253-TREASURY	\$	71,593
Whitley, Karen Yvette	Head Cashier	100253-TREASURY	\$	60,000
Marsh, John	PURCASST-PURCHASING ASSISTANT	100233 - PURCHASING	\$	55,000
Holley, Kimberly	ADMINISTRATIVE ASSISTANT PURCHASING	100233-PURCHASING	\$	55,000
Martin, Alicia	PURCHASING MANAGER	100233-PURCHASING	\$	101,000

Macphee, Cody	NETWORK ENGINEER	100228-INFORMATION TECHNOLOGY	\$	103,000
Gamez, Kimberly	IT HELP DESK	100228-INFORMATION TECHNOLOGY	\$	60,000
Martin, Kenneth	Senior IT Specialist	100228-INFORMATION TECHNOLOGY	\$	78,000
Brown, Phillip A	CABLCTOR-CABLE DIRECTOR	100291 - CABLE	\$	83,000
Seay, Robyn	EVCORD-Events Coordinator	100291 - CABLE	\$	65,000
Jefferson, Jacob	PR/ SOCIAL MEDIA SPECIALIST	100291 - CABLE	\$	60,000
Robinson, Tajmahal	MEDIA SPECIALIST	100291 - CABLE	\$	55,000
Bridges, Paula	COMMUNICATIONS DIRECTOR	100291-CABLE	\$	116,000

Gurley, JoAnne	IHSCOUN-IN-HOUSE COUNSEL/LEGAL DIRECTOR	100266 - LEGAL	\$	125,000
----------------	--	----------------	----	---------

Boyd, Ashley	HR GENERALIST	100270 - HUMAN RESOURCES	\$	70,000
Durakovic, Melinda	HUMACTOR-HUMAN RESOURCES DIRECTOR	100270 - HUMAN RESOURCES	\$	120,000
Terry, Karla	Human Resources Coordinator	100270-HUMAN RESOURCES	\$	52,000

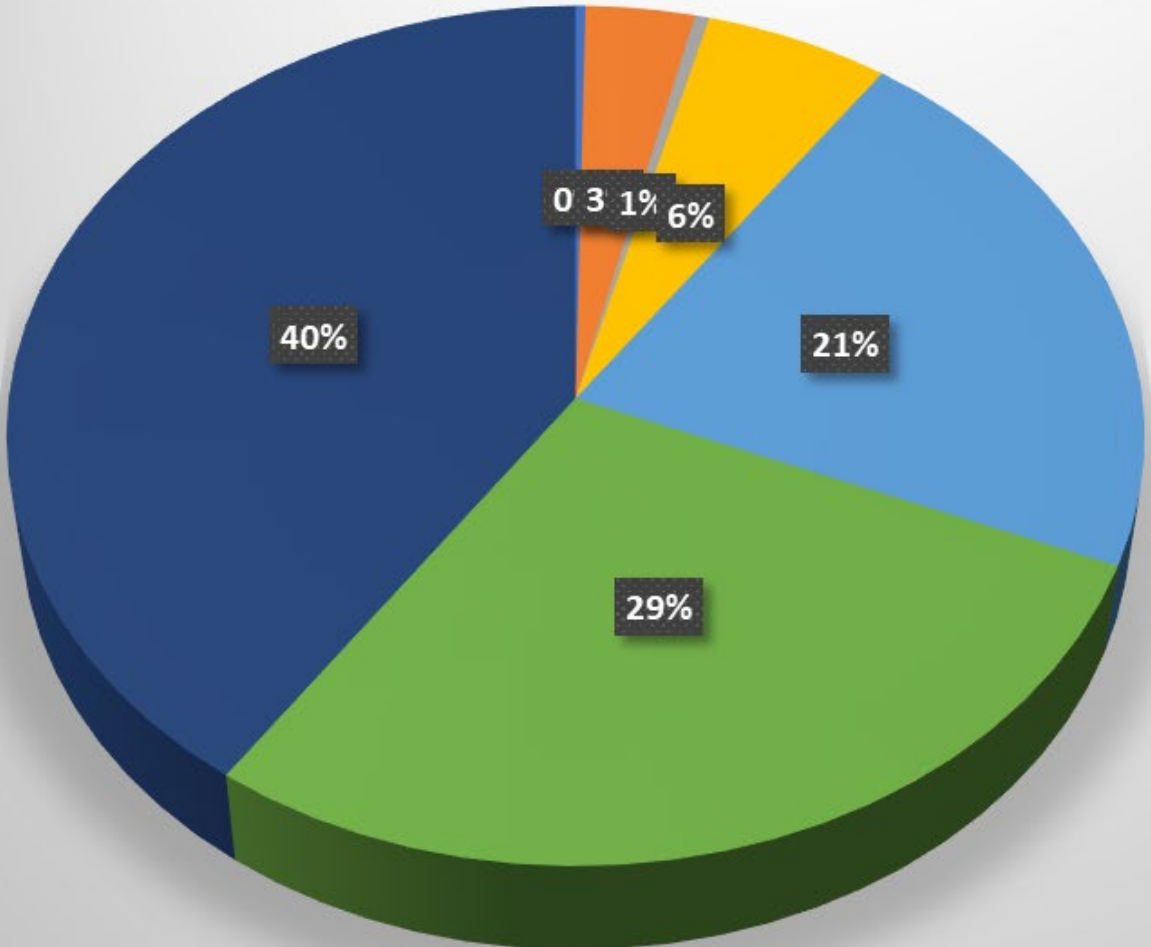
Stevens, Victor D	BUILDING MAINTENANCE FORMAN	100265-BUILDING MAINT.	\$	66,459
Robinson, Larry E	BUILDING SUPERINTENDENT	100265-BUILDING MAINT.	\$	91,754
Kebblaitis, Cary	ELECTRICAL INSPECTOR	100265-BUILDING MAINT.	\$	78,733
Brown Iii, Deloyd	JANITOR	100265-BUILDING MAINT.	\$	39,000
Murati, Fatime	JANITOR	100265-BUILDING MAINT.	\$	39,000
Wesley, Annette	DPWAST-DPW Director's Assistant	100458 - PUBLIC WORKS	\$	70,000
VACANT	DPW DIRECTOR	100458-PUBLIC WORKS	\$	97,900
Cody, Chanitla R	CSR DPW	100458-PUBLIC WORKS	\$	55,000
Muller, Patrick	DEPUTY DPW DIRECTOR	100458-PUBLIC WORKS	\$	95,000
VACANT	Deputy Engineer	100458-PUBLIC WORKS	\$	110,000
Lewis, Mark E	DPW Foreman	100458-PUBLIC WORKS	\$	66,459
Jimenez, Vincente R	DPW SUPERINTENDENT	100458-PUBLIC WORKS	\$	103,002
VACANT	Engineer	100458-PUBLIC WORKS	\$	97,900
Locher, Robert	Highway Foreman	100458-PUBLIC WORKS	\$	53,560
Shelton, Robert W	Highway Foreman	100458-PUBLIC WORKS	\$	66,459
VACANT	Janitorial	100458-PUBLIC WORKS	\$	39,000
VACANT	Janitorial	100458-PUBLIC WORKS	\$	39,000
VACANT	Janitorial	100458-PUBLIC WORKS	\$	39,000
VACANT	Laborer	100458-PUBLIC WORKS	\$	41,600
VACANT	Laborer	100458-PUBLIC WORKS	\$	41,600
VACANT	Laborer	100458-PUBLIC WORKS	\$	41,600
VACANT	Laborer	100458-PUBLIC WORKS	\$	41,600
Lavalais, Corsey T.	LABORER I	100458-PUBLIC WORKS	\$	41,600
Tilley, Aaron	LABORER I	100458-PUBLIC WORKS	\$	41,600
Francisco, Gregory	LABORER II	100458-PUBLIC WORKS	\$	53,560
Harden, Talia	LABORER II	100458-PUBLIC WORKS	\$	53,560
Holland, Jerry	LABORER II	100458-PUBLIC WORKS	\$	53,560
Langlois, Andrew D	LABORER II	100458-PUBLIC WORKS	\$	53,560
Leonard, David	LABORER II	100458-PUBLIC WORKS	\$	53,560
Rakowski, Angela	LABORER II	100458-PUBLIC WORKS	\$	53,560
Rocha, David Michael	LABORER II	100458-PUBLIC WORKS	\$	53,560
Tucker-Bush, Theodore	LABORER II	100458-PUBLIC WORKS	\$	53,560
VACANT	Laborer II	100458-PUBLIC WORKS	\$	53,560
VACANT	Laborer II	100458-PUBLIC WORKS	\$	53,560
VACANT	Laborer II	100458-PUBLIC WORKS	\$	53,560
VACANT	Laborer II	100458-PUBLIC WORKS	\$	53,560
Sell, Derek	LABORER II PUBLIC WORKS	100458-PUBLIC WORKS	\$	53,560
VACANT	Mechanic	100458-PUBLIC WORKS	\$	65,000
VACANT	Mechanic	100458-PUBLIC WORKS	\$	6,500
VACANT	Sanitation Maintenance	100458-PUBLIC WORKS	\$	53,560
VACANT	Sanitation Superintendent	100458-PUBLIC WORKS	\$	89,100
VACANT	Senior Engineer	100458-PUBLIC WORKS	\$	95,000
Johnson, Eric	Engineering Tech	100447-ENGINEERING	\$	58,926
Lande, Matthew	Senior Engineering Tech	100447-ENGINEERING	\$	70,040
VACANT	tech GIS	100458-PUBLIC WORKS	\$	70,000

Younger, Deborah	1100-ECONOMIC DEVELOPMENT MANAGER	100690 - COM & ECO DEV	\$ 110,000
Bishop, Meloney	ADMINISTRATIVE ASSISTANT	100690 - COM & ECO DEV	\$ 55,000
Mcilhargey, Charles	BUILDING INSPECTOR	100690 - COM & ECO DEV	\$ 76,003
Hardcastle-Mehlhose, Erin	BUILDING-BUILDING INSPECTOR	100690 - COM & ECO DEV	\$ 79,000
VACANT	BUILDING-BUILDING INSPECTOR	100690 - COM & ECO DEV	\$ 73,810
Pettingill, Morgan	CDETEC-Community Development Technician	100690 - COM & ECO DEV	\$ 55,000
Loughrin, Rachel J	COMDEVDR-COMMUNITY DEVELOPMENT DIRECTOR	100690 - COM & ECO DEV	\$ 120,000
Mathisen, Bill	MECHANICAL INSPECTOR	100690 - COM & ECO DEV	\$ 109,438
Curry, Justin M	PLAN1-PLANNER I	100690 - COM & ECO DEV	\$ 65,000
Benford, Candace		100690 - COM & ECO DEV	\$ 55,000
Leflore, Raphael	BUILDING INSPECTOR	100690-COM & ECO DEV	\$ 79,269
Eck, Bruce	BUILDING OFFICIAL	100690-COM & ECO DEV	\$ 114,000
Negron-Baez, Lizmarie	Building Technician (CSR)	100690-COM & ECO DEV	\$ 44,283
Reyes, Ana	CUSTOMER SERVICE REP	100690-COM & ECO DEV	\$ 55,000
Cox, Miriam Irene	RESEARCH/FOIA COORDINATOR	100690-COM & ECO DEV	\$ 48,000
Harang, Jean-Paul	PLANII-PLANNER II	100721 - PLANNING	\$ 78,000
Christiansen, Corey	SENIOR PLANNER	100721 - PLANNING	\$ 90,000
Yandrick, Mark	PLANNING MANAGER	100721-PLANNING	\$ 101,000
Cade, Carla	Planning Technician	100721-PLANNING	\$ 55,000
Cohen, Clarence	CODEASST-CODE ENFORCEMENT ASSISTANT MANAGER	100733 - CODE ENFORCE	\$ 76,000
Smith, Edward	CODE ENFORCEMENT INSPECTOR	100733-CODE ENFORCE	\$ 60,000
Swift, Equanda	CODE ENFORCEMENT INSPECTOR	100733-CODE ENFORCE	\$ 60,000
Thomas, Terrell	CODE ENFORCEMENT INSPECTOR	100733-CODE ENFORCE	\$ 60,000
VACANT	CODE ENFORCEMENT INSPECTOR	100733-CODE ENFORCE	\$ 60,000
VACANT	CODE ENFORCEMENT INSPECTOR	100733-CODE ENFORCE	\$ 60,000
Mcintyre, John	CODE ENFORCEMENT MANAGER	100733-CODE ENFORCE	\$ 101,000
Cooper, Tamara	CODE ENFORCEMENT OFFICER	100733-CODE ENFORCE	\$ 679
Foster, James E	CODE ENFORCEMENT OFFICER	100733-CODE ENFORCE	\$ 579
Hennion, Kevin	CODE ENFORCEMENT OFFICER	100733-CODE ENFORCE	\$ 579
Pasillas, Maribel	CODE ENFORCEMENT OFFICER	100733-CODE ENFORCE	\$ 60,000
Reyes, Stella	CODE ENFORCEMENT OFFICER	100733-CODE ENFORCE	\$ 60,000
Fields, Briana	CODE ENFORCEMENT OFFICER	100208-CODE ENFORCE.	\$ 60,000
Tillman, Aaron	CODE ENFORCEMENT OFFICER	100733-CODE ENFORCE	\$ 60,000
Watkins, Dewayne	CODE ENFORCEMENT OFFICER	100733-CODE ENFORCE	\$ 60,000
Williamson, Demario	CODE ENFORCEMENT OFFICER	100733-CODE ENFORCE	\$ 60,000
Cantrell, John	ASSIAGER-ASSISTANT YOUTH RECREATION MANAGER	100756 - YOUTH REC	\$ 76,000
Taylor, Tanesha	YOUTAGER-YOUTH RECREATION MANAGER	100756 - YOUTH REC	\$ 83,000
Joe, Evelyn	Outreach Worker Senior	100815-SENIOR CENTERS	\$ 48,000
Findley, Deborah K	SENIOR CENTER MANAGER	100815-SENIOR CENTERS	\$ 83,000
Lawhorn-Dumas, Valerie	Senior Center Program Coordinator	100815-SENIOR CENTERS	\$ 48,000
Braswell, Nathan Roumell	SENIOR CENTER SPECIALIST	100815-SENIOR CENTERS	\$ 43,000
Stevens, Sylvester	SENIOR CENTER SPECIALIST	100815-SENIOR CENTERS	\$ 43,000

Price, Tarrance	DIRPR-DIRECTOR OF PARKS AND RECREATION	100818 - PARK GROUND MAINT	\$	116,000
Conway, Bundre	PARKS GROUNDS CREW MEMBER	100818-PARK GROUND MAINT	\$	60,000
Duvali, Derrick	PARKS GROUNDS CREW MEMBER	100818-PARK GROUND MAINT	\$	60,000
Jacobs, Noah Alexander	PARKS GROUNDS CREW MEMBER	100818-PARK GROUND MAINT	\$	60,000
Wilson, David	PARKS GROUNDS CREW MEMBER	100818-PARK GROUND MAINT	\$	60,000
Norfolk, Latroy Lamont	PARKS GROUNDS CREW MEMBER	100756-YOUTH REC	\$	60,000
VACANT	PARKS GROUNDS CREW MEMBER	100818-PARK GROUND MAINT	\$	60,000
Zegarzewski, Alexander S.	PARKS MANAGER	100818-PARK GROUND MAINT	\$	83,000

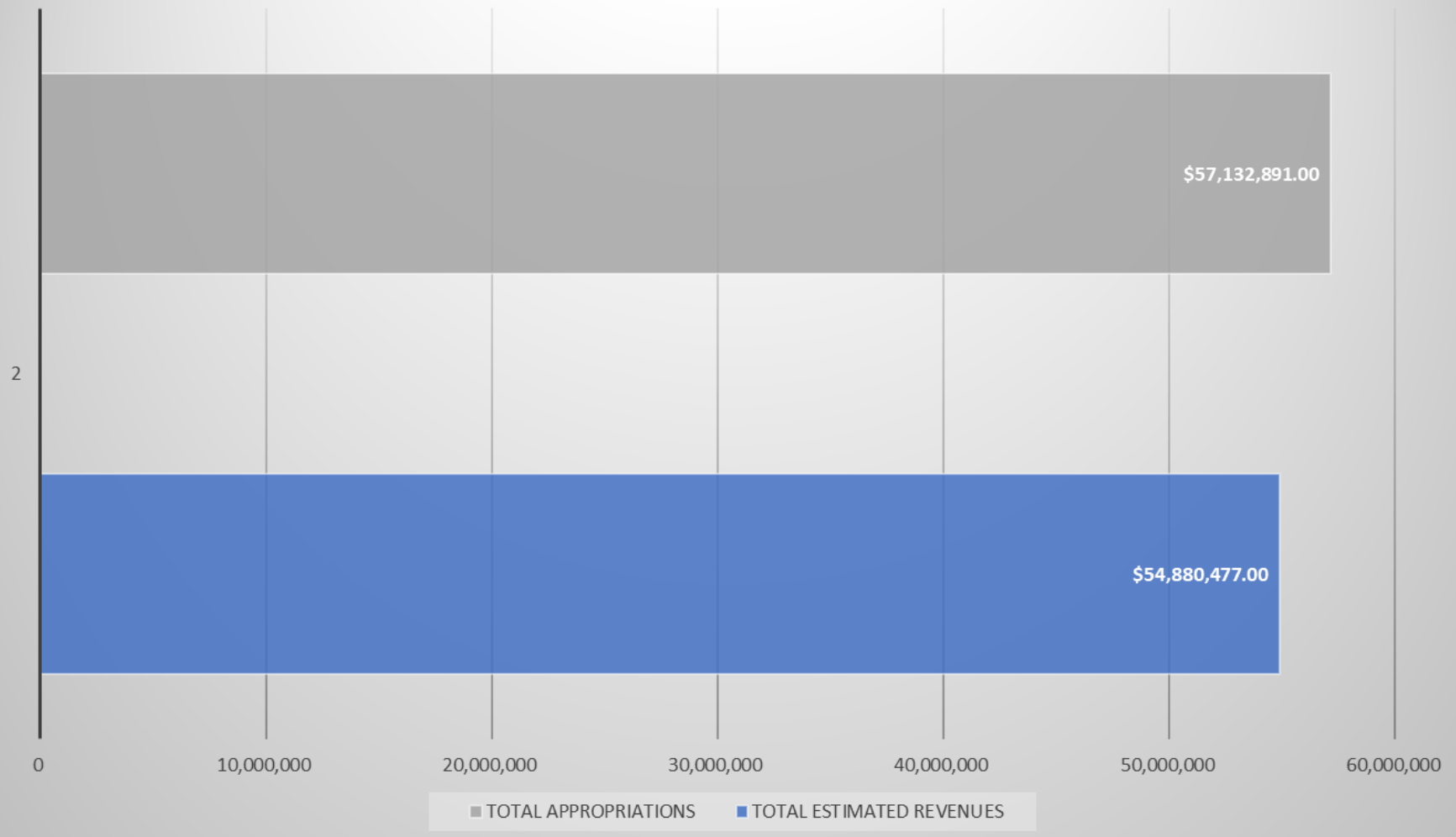
Corke, Delia	GRANATOR-GRANTS COORDINATOR	100699 - GRANT MANAGEMENT AND PHIL	\$	69,000
Turner-Reed, Mathew	HOUSDEVS-HOUSING DEVELOPMENT SPECIALIST	100699 - GRANT MANAGEMENT AND PHIL	\$	65,000
VACANT	ARPA Fund Manager Temp Position	100699-GRANT MANAGEMENT AND PHIL	\$	128,949
VACANT	ARPA Fund Manager Temp Position	100699-GRANT MANAGEMENT AND PHIL	\$	128,949
VACANT	Director of Grants and Philanthropy	100699-GRANT MANAGEMENT AND PHIL	\$	97,900
Martin, Michael	GRANT WRITER	100699-GRANT MANAGEMENT AND PHIL	\$	74,000
VACANT	Grants Accountant	100699-GRANT MANAGEMENT AND PHIL	\$	73,810
Hall, Renee	GRANTS COMPLIANCE ANALYST	100699-GRANT MANAGEMENT AND PHIL	\$	89,000

Revenue by Category



- 501 FEDERAL GRANTS
- 600 CHARGES FOR SERVICES
- 664 INTEREST AND RENTS
- 671 OTHER REVENUE
- 401 PROPERTY TAXES
- 539 STATE GRANTS
- 402 INCOME TAXES

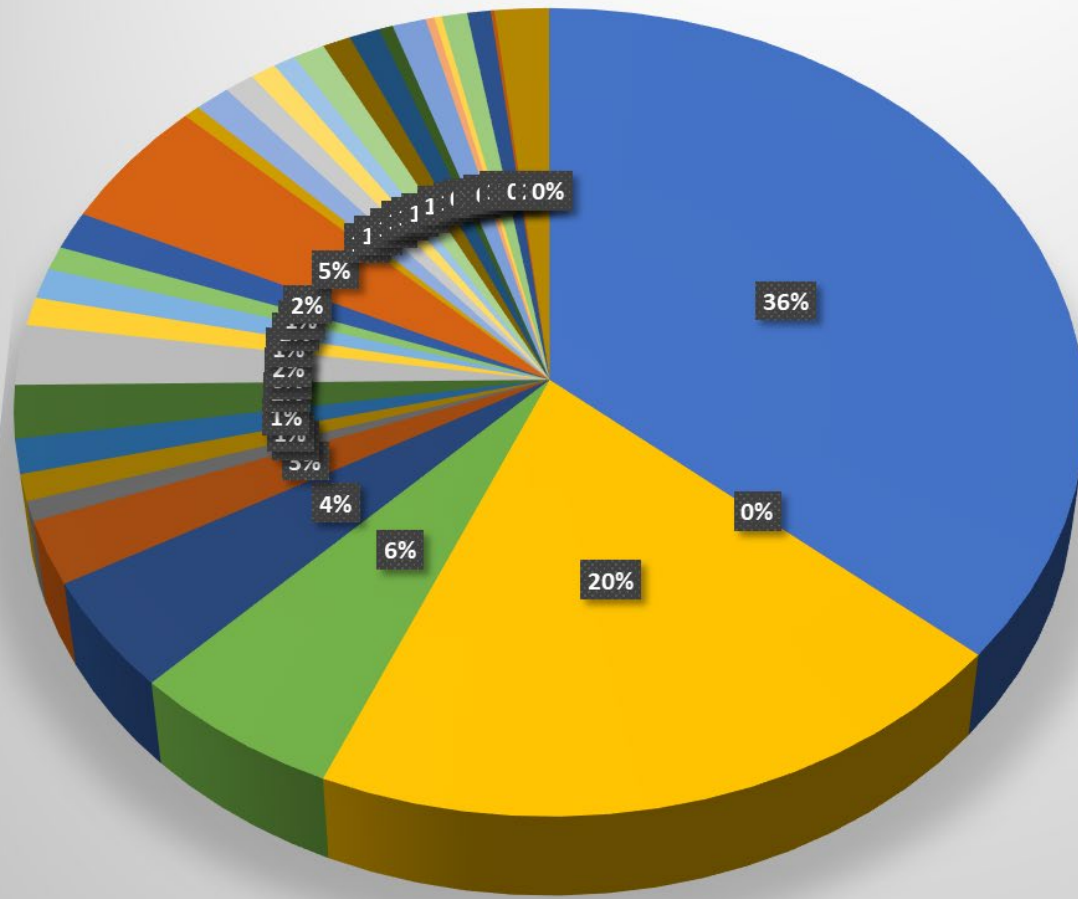
General Fund Revenue & Expenditure



28


2

Appropriation by Category



- 301 POLICE/SHERIFF
- 102 CHARTER COMMISSION
- 151 Court Probation
- 336 FIRE DEPARTMENT
- 172 CITY ADMINISTRATOR
- 861 Retiree Fringes
- 966 Transfers To / From Other Funds
- 447 Engineering
- 445 DRAINS - PUBLIC BENEFIT
- 818 PARKS AND RECREATION
- 206 Finance Administration
- 266 ATTORNEY
- 699 GRANT MANAGEMENT AND PHILANTHROPY
- 248 Payroll
- 448 Street Lighting
- 458 PUBLIC WORKS OPERATIONS
- 101 City Council
- 265 Building Maintenance
- 171 Mayor
- 690 REDEVELOPMENT AND HOUSING
- 276 Cemetery Oak Hill
- 270 Personnel Services
- 309 CROSSING GUARDS
- 227 COMMUNICATIONS

Taxes collected each year (approximate)



Increased investment, increased property values, increased demand

Debt Service Report

Debt Name	TIFA 3 2007 C Bond
Issuance Date	12/19/2007
Issuance Amount	31,080,000.00
Debt Instrument (or Type)	Local Government Loan Program Revenue Bonds
Repayment Source	Property Tax Capture and General Fund Contributions

	<u>Principal</u>	<u>Interest</u>	<u>Total</u>
Fiscal Year Ending 2025	1,520,000.00	522,987.50	2,042,987.50
Fiscal Year Ending 2026	1,630,000.00	450,787.50	2,080,787.50
Fiscal Year Ending 2027	1,745,000.00	373,362.50	2,118,362.50
Fiscal Year Ending 2028	1,565,000.00	290,475.00	1,855,475.00
Fiscal Year Ending 2029	1,570,000.00	220,050.00	1,790,050.00
Fiscal Year Ending 2030	1,675,000.00	149,400.00	1,824,400.00
Fiscal Year Ending 2031	1,645,000.00	74,025.00	1,719,025.00
	<u>\$ 11,350,000.00</u>	<u>\$ 2,081,087.50</u>	<u>\$ 13,431,087.50</u>

Glossary of Budget and Finance Terms

The annual budget contains specialized and technical terminology that is unique to public finance and budgeting. To assist the reader of the annual budget document in understanding these terms, this budget glossary has been included in the document.

Abate: To suppress or end a nuisance (such as weed abatement).

Accrual Basis of Accounting: A method of accounting that recognizes the financial effect of transactions, events, and interfund activities when they occur, regardless of the timing of related cash flows.

ACT 51: The common reference to the State Gas & Weight Tax Act. “Act 51 Revenues” then generally means those revenues distributed to Cities and other local governments from the State’s Gas & Weight related taxes/fees.

Activity Budget(s): Cost centers or specific and commonly recognized service functions within a fund or department to which specific expenses are to be allocated.

Ad Valorem: Imposed at a rate percent of the value as stated.

Annual Appropriation Ordinance: The final City operating budget as approved by the City Council. It reflects the City’s operating budget at the beginning of the fiscal year on July 1st.

Appropriation: An expenditure authorization made by the City Council, which permits charges against specified funding sources. Appropriations are usually made for fixed amounts and are typically approved for the entire fiscal year unless otherwise amended by the City Council.

Approved/ Adopted Budget: The City’s budget and expenditure authority as adopted by the City Council in a vote conducted after a City Charter-required public hearing to collect public input on the Proposed Budget.

Assessed Valuation: The estimated value placed upon real and personal property by the City Assessor. Assessed value is required to be at 50% of true cash value.

Assets: Property owned by the City, which has monetary value.

Audit: A systematic examination of resource utilization concluding in a written report. It is a test of management’s internal controls and is intended to: Ascertain whether financial statements present fairly financial positions and results of operations; test whether transactions have been legally performed; identify areas for possible improvements in accounting practices and procedures; ascertain whether transactions have been recorded accurately and consistently; ascertain the stewardship of officials responsible for governmental resources.

Balanced Budget: The budgeted revenues (including available unreserved Fund Balance) are equal or more than the budgeted expenditures.

Base Budget: The budget predicated on maintaining the existing level of service.

Bond (Debt Instrument): A written promise to pay (debt) a specified sum of money (called principal or face value) at a specified future date (called the maturity date) along with periodic interest paid at a specified percentage of the principal (interest rate). Bonds are typically used for long-term debt to pay for specific capital improvements.

Brownfield Redevelopment Authority: A Brownfield Redevelopment Authority is created by a municipality with the intent to capture property tax revenues on specific parcels for the sole purpose of reimbursing developers for costs incurred for redeveloping brownfields in the City. These funds are supervised by the Brownfield Redevelopment Authority, which is considered a component unit of the City in the City's financial statements. Applicable legislation: Public Act 381 of 1996.

Budget Amendment: Adjustments made to the budget or approved expenditure authority during the fiscal year by the City Council to properly account for unanticipated changes, which occur either in revenues or expenditures or for programs or policy objectives initially approved for the fiscal year. The State Budgeting Law requires amendments within each activity level budget, where needed to maintain expenditures.

Budget (Operating): A plan of financial operations embodying an estimate of proposed expenditures for a given period (typically a fiscal year) and the proposed means of financing them (revenue estimates). The term is also sometimes used to denote the officially approved expenditure ceiling under which the City and its departments operate.

Budget Calendar: The schedule of key dates or milestones that the City follows in the preparation and adoption of the budget.

Budget Ordinance: An ordinance adopting and approving a budget for the fiscal year beginning July 1st.

Budgetary Control: The level at which expenditures cannot legally exceed the appropriated amounts.

Budgeted Funds: Funds that are planned for certain uses. The budget document that is submitted for Council approval is composed of budgeted funds.

Budget Message (Mayor's): Initially, a general discussion of the proposed budget document presented in writing as a supplement to the budget document. The budget message explains principle budget issues against the background of financial experience in recent years and presents recommendations made by the Mayor.

Capital Expenditures: The expenditures for the acquisition of capital assets; whether major assets with long-term useful life spans or shorter-term operational capital needs such as office

equipment, small tools & machinery. The expenditures are financed by either capital debt or cash-pay-as-you-go.

Cash Management: The management of cash necessary to pay for government services while investing temporarily idle cash in order to earn interest. Cash management refers to the activities of forecasting the inflows and outflows of cash, mobilizing cash to improve its availability for investment, establishing and maintaining banking relationships, and investing funds safely in order to achieve the highest interest on temporary cash balances.

Census: The official process of counting the number of people in a country, city, or town and collecting demographic information.

CIP: Abbreviation for Capital Improvement Program.

Contingency: An estimated amount of funds needed for deficiency or emergency purposes. An annual appropriation to cover short falls in revenue and/or underestimation of expenditures. Under Michigan law, to be used contingencies must be moved to a more distinctive appropriation by a budget amendment.

Contractual Services: Items of expenditure from services that the City receives from an outside company. HVAC, maintenance, custodial services, Building, Mechanical, and Plumbing Inspectors are examples of contractual services.

CPI: Abbreviation for Consumer Price Index.

Current Taxes: Taxes that are levied and due within one year.

Debt Service: The City's obligation to pay the principal and interest of all bonds and other debt instruments according to a pre-determined payment schedule.

Department: A major activity of the City, which indicates overall management responsibility for an operation of a group of related operations within a functional area.

Depreciation: That portion of the cost of a capital asset, used during the year to provide service.

DPW: Abbreviation for Department of Public Works.

Enterprise Fund: A governmental accounting fund in which the services provided are financed and operated similarly to those of a private business. The rate schedules for these services are established to ensure that revenues are adequate to meet all necessary expenses. Enterprise funds are established for services such as water and sewer utilities.

Estimated Revenue: The amount of projected revenue to be collected during the fiscal year.

Expenditure: The cost of goods delivered and services rendered, whether paid or unpaid.

Fund: An independent fiscal and accounting entity with a self-balancing set of accounts for the

purpose of carrying on specific activities or attaining certain objectives.

Fund Balance: Fund balance is the difference between assets and liabilities in a governmental fund. Fund balance is further defined into the below separate categories:

- ❖ Nonspendable fund balance—amounts that are not in a spendable form (such as inventory and prepaids; or noncurrent receivables) or are legally or contractually required to be maintained intact (such as the corpus of a permanent fund)
- ❖ Restricted fund balance—amounts constrained to specific purposes by their providers (such as grantors, bondholders, and higher levels of government), through constitutional provisions, or by enabling legislation. You'll note that this definition is the same as restricted net assets. There could still be differences between restricted fund balance and restricted net assets (because of modified accrual v. full accrual), but the concepts are the same.
- ❖ Committed fund balance—amounts constrained to specific purposes by formal action of the governing body (or the highest level of decision-making authority). To be reported as committed, amounts cannot be used for any other purpose unless the government takes the same highest-level action to remove or change the constraint. The constraint should not be indirect or implied - it should be explicit and specific written action (implied constraints would fall to the next category, assigned). In contrast with restricted amounts, commitments are not legally enforceable and can be lifted by the government itself.
- ❖ Assigned fund balance—an amount a government intends to use for a specific purpose; intent can be expressed by the governing body or by an official or body to which the governing body delegates the authority. You'll notice that assigned fund balance is very similar to committed fund balance; however, assigned fund balance expresses an intent that is somewhat less restrictive than committed fund balance because: It generally shows intent to use resources in a particular way rather than a requirement to do so; the governing body's action to create the assignment can be more indirect or implied - it does not require a clear, written action. (for instance, it could be the creation of a budget where that action implies that the governing body intends to use those resources in a certain way) The governing body may formally delegate this authority to an individual or group
- ❖ Unassigned fund balance—amounts that are available for any purpose (basically anything that doesn't fall into one of the other four categories above). Unassigned fund balance will only be reported in the general fund (although there is an exception with negative unassigned fund balance that can be reported in other funds).

GAAP: Abbreviation for Generally Accepted Accounting Principles.

GASB: Abbreviation for Governmental Accounting Standards Board. The GASB provides direction in accounting and reporting requirements for units of government.

General Fund: The largest fund within the City, the General Fund accounts for most of the financial resources of the government that may be used for any lawful purpose. General Fund revenues include property taxes, licenses and permits, service charges, and other types of revenue. This fund usually includes most of the basic operating services, such as police protection, finance, public services and general administration.

General Obligation Bonds: When the City pledges its full faith and credit to the repayment of the bonds it issues, those bonds are General Obligation (G.O) bonds.

GFOA: Abbreviation for Government Finance Officers Association.

Governmental Fund: A fund used to account for most of a government's activities, including those that are tax supported. The City maintains the following types of governmental funds: a general fund, special revenue funds, and capital improvement fund.

Headlee Amendment: The Headlee Amendment places an upper limit on the total amount of operating property taxes a city can collect in the fiscal year. This constitutional amendment limits the growth in taxable value attributed to market adjustment (excluding new construction) to the growth in the consumer price index (CPI). If this situation occurs, the operating millages, which are applied to the taxable value, must be reduced to compensate for any increase in excess of the CPI.

Headlee Override: A Headlee override is a vote by the electors to return the millage to the amount originally authorized via charter, state statute, or a vote of the people, and is necessary to counteract the effects of the Headlee Rollback.

Immediate Funds: Liquid Funds available during the timeframe in which fund balance or working capital is needed to pay demands or claims before the major or significant revenue sources will be received for each respective Fund, as determined by management.

Industrial Facilities Tax (IFT): Special tax roll provided for under Act 198. This Act allows the City to levy one half the total Millage on the value of new or expanded facilities up to 12 years.

Investment: Securities purchased and held for the production of income in the form of interest.

Internal Service Funds: Funds used to finance and account for services furnished by a designated department to another department within a single governmental unit. Included in this category is the Insurance Fund and Worker's Compensation Fund.

LDFA: Abbreviation for Local Development Finance Authority.

Legacy Costs: Costs incurred by the City in prior years under different leadership. These costs consist primarily of obligations to pay health care costs for retirees.

Liabilities: Debt or other legal obligations arising out of transactions in the past, which must be liquidated, renewed or refunded at some future date. The term does not include

encumbrances.

Liquid Funds: Funds that can be converted to cash within 30 days.

Long Term Debt: Debt with a maturity of more than one year.

Major Fund: A fund whose revenues, expenditures, assets or liabilities are at least ten percent of the total of their fund category (governmental or proprietary) and five percent of the aggregate of all governmental and proprietary funds in total.

Maturities: The date on which the principal or stated values of investments or debt obligation mature and may be reclaimed.

Mill: A mathematical taxation unit equal to one dollar of tax obligation for every \$1,000 of taxable valuation property.

Millage: A rate (as of taxation) expressed in mills per dollar.

Modified Accrual Basis of Accounting: Basis of accounting according to which (a) revenues are recognized in the accounting period in which they become available and measurable and (b) expenditures are recognized in the accounting period in which the fund liability is incurred, if measurable, except for unmatured interest on general long-term debt and certain similar obligations, which should be recognized when due.

Net Assets: Total assets minus total liabilities.

Net Debt: All City Debt net of special assessment, transportation fund and revenue bond debt.

Net Position: The difference between (1) assets and deferred outflow of resources, and (2) liabilities and deferred inflows of resources.

Non-Major Fund: A fund whose revenues, expenditures, assets or liabilities are at less than ten percent of the total of their fund category (governmental or proprietary) and less than five percent of the aggregate of all governmental and proprietary funds in total.

Operating Deficit: An excess of expenditures over revenue for a certain time period such as one fiscal year. The City's fiscal year runs from July 1st - June 30th each year.

Ordinance: A law or rule made by an authority such as a city government.

Other Post-Employment Benefits (OPEB): Abbreviation for other post-employment benefits. Other post-employment benefits are healthcare benefits paid to retirees by the City.

Per Capita basis: Per unit of population.

Property Tax Chargeback: The amount of uncollected property taxes invoiced by the County Treasurer to the City for uncollected real property taxes at least two years delinquent.

Property Tax Rate: The percentage of the value of a property to be paid as a tax. It is also known as a millage rate or mill (which is also one-thousandth of a currency unit). To calculate the property tax, the City will multiply the taxable value of the property by the mill rate and then divide by 1,000. For example, a property with a taxable value of \$50,000 located in a City with a mill rate of 20 mills would have a property tax bill of \$1,000 per year.

Proprietary Fund: A business-like fund of a state or local government such as enterprise or internal service funds. Enterprise funds provide goods or services to the general public for a fee. The City's only enterprise fund is the parking fund.

Revenue: An addition to the assets of a fund, which does not increase a liability, does not represent the recovery of an expenditure, does not represent the cancellation of a liability without a corresponding increase in any other liability or a decrease in assets, and does not represent a contribution of fund capital in an enterprise.

Revenue Shortfall: Projected revenues are less than expected.

Special Assessment Fund: Special Assessment Funds are used to account for the construction and financing of public improvements benefiting a limited number of properties. Assessments are repaid over a number of years with interest.

Special Revenue Funds: A type of governmental fund that is used to account for the proceeds of specific revenue sources that are legally restricted to expenditure for a specified purpose.

State Equalized Value (SEV): The assessed valuation of property in the City as determined by the City Assessor and then reviewed and adjusted, if necessary by the City's Board of Review and the State Tax Commission to assure that it equals 50% of the market value as required by

State Law.

Structural Deficit: An underlying imbalance in government revenues and expenditures. When this situation exist, operating revenues do not support the cost of operations without one-time revenue sources and results in the current revenue structure (e.g., taxes, fees, and other sources), not being sufficient to maintain services at the current level.

Structurally Balanced Budget: A budget that is sustainable for multiple years into the future.

Surplus Funds: Liquid or Non-Liquid Funds not immediately needed to pay demands against vendors and other claimants as determined by management.

Tax Base: The total value of taxable property in the City.

Taxable Value: This is a value used as a base for levying property taxes. It was established by a state constitutional amendment. Taxable value limits increases in value attributed to market adjustment. The increase is limited to the lesser of the actual increase, the rate of inflation as established by the consumer price index, or 5%. When property changes ownership, the value returns to 50% of true cash value.

Tax Increment Finance Authority (TIFA): TIFA is an abbreviation for tax increment finance authority. A tax increment finance authority is created by a municipality with the intention of capturing property tax revenues on specific parcels for the sole purpose of supporting a specific development plan. These funds are supervised by the Tax Increment Finance Authority, which is considered a component unit of the City in the City's financial statements. Applicable legislation: Public Act 450 of 1980

Transfers- IN/OUT: A legally authorized funding transfer between funds in which one fund is responsible for the initial receipt and the other fund is responsible for the actual disbursement.

Transition Advisory Board: A four-member board appointed by the governor under Public Act 436 of 2012 that is charged with monitoring the activities and decisions of the City; also referred to as the TAB.

Trust and Agency Fund: Trust and Agency funds are used to account for assets held by the City in a trustee capacity or as an agent for individuals, organizations, other governments, or other funds.





PROPOSED BUDGET PACKAGE FY 2024-2025

05/01/2024

BUDGET REPORT FOR CITY OF PONTIAC

Calculations as of 06/30/2024

GL NUMBER	DESCRIPTION	2021-22 ACTIVITY	2022-23 ACTIVITY	2023-24 ACTIVITY THRU 06/30/24	2023-24 AMENDED BUDGET	2024-25 MAYOR REC. BUDGET	2024-25 MAYOR REC. AMT CHANGE	2024-25 MAYOR REC. % CHANGE
ESTIMATED REVENUES								
Dept 000								
101-000-402.000	CURRENT REAL PROPERTY TAXES		6,165,780	10,220,830	10,071,757	10,221,000	149,243	1.48
101-000-403.000	Current Property taxes	8,076,784						
101-000-403.002	Property Tax Chargebacks	21,604	(194,862)	(794)	(5,000)	(5,000)		
101-000-404.001	Property tax aid in lieu of tax	216,507	248,115		217,000	217,000		
101-000-405.000	Property Tax-PY Refunds	3,165	298		(2,000)	(2,000)		
101-000-410.000	CURRENT PERSONAL PROPERTY TAXES		2,596,240	2,930,544	2,596,240	2,930,600	334,360	12.88
101-000-411.000	DELINQUENT REAL PROPERTY TAXES		1,959,760		381,253	750,000	368,747	96.72
101-000-412.000	DELINQUENT PERSONAL PROPERTY		48,307	20,811	121,595	50,000	(71,595)	(58.88)
101-000-416.000	TAX INCREMENT FINANCE (TIF) CAPTURE			(2,081,448)	(2,076,000)	(2,082,000)	(6,000)	0.29
101-000-425.000	Mobile home taxes	2,405	2,060	2,062	2,285	2,100	(185)	(8.10)
101-000-433.000	COMMERCIAL FACILITIES TAX		22,572	24,820	22,572	25,000	2,428	10.76
101-000-437.000	INDUSTRIAL FACILITY TAX		29,901	83,292	29,900	84,000	54,100	180.94
101-000-438.000	CITY INCOME TAX	18,204,995	20,229,843	16,371,080	19,200,000	20,230,000	1,030,000	5.36
101-000-438.001	CITY INCOME TAX REFUNDS	(915,038)	(1,034,108)	(561,536)	(1,000,000)	(1,100,000)	(100,000)	10.00
101-000-445.000	PENALTIES & INTEREST ON TAXES	311,866	175,250	270,990	311,866	271,000	(40,866)	(13.10)
101-000-445.004	TRANSFER AFFIDAVIT PENALTIES	106,170	100,113	88,691	106,000	106,000		
101-000-447.000	PROPERTY TAX ADMINISTRATION FEE	430,916	500,721	560,466	493,675	561,000	67,325	13.64
101-000-451.000	BUSINESS LICENSES	99,530	47,125	35,055	45,000		(45,000)	(100.00)
101-000-452.000	PLAN REVIEW CHARGES				100		(100)	(100.00)
101-000-456.010	VACANT PROPERTY REGISTRATION	19,500	58,000	52,900	54,000		(54,000)	(100.00)
101-000-464.001	Comcast Franchise Fees	434,114	393,970	177,784	404,940	353,970	(50,970)	(12.59)
101-000-464.002	AT&T Franchise Fees	68,374	57,283	23,862	61,500	61,500		
101-000-478.449	ROW PERMIT	16,600	12,700	9,150	13,400	13,000	(400)	(2.99)
101-000-513.000-OCARPA	FEDERAL GRANT SANITARY STORM SWR		250,000		500,000	250,000	(250,000)	(50.00)
101-000-528.000	FEDERAL GRANTS OTHER	120,000						
101-000-528.000-HIDTAA	FEDERAL GRANTS OTHER		5,000					
101-000-532.000	Federal grants others	10,696				510,000	510,000	
101-000-532.000-Crystl	Federal grants others			250,000	500,000	250,000	(250,000)	(50.00)
101-000-532.000-FBI-OT	Federal grants others		35,483	3,372	10,000	10,000		
101-000-532.000-FEMAHS	Federal grants others			432,387	432,387		(432,387)	(100.00)
101-000-539.000	State grants	271,258	289,160		260,000	260,000		
101-000-539.000-MIEGLE	State grants				1,500,000	1,500,000		
101-000-558.000	STATE GRANTS - MEDC			5,000,000	5,000,000		(5,000,000)	(100.00)
101-000-573.000	LOCAL COMMUNITY STABILIZATION SHARE	175,044	106,588	30,455	175,044	90,000	(85,044)	(48.58)
101-000-574.000	STATE GRANTS - STATE REVENUE SHARING	11,732,797	12,036,172	8,869,980	12,492,813	12,969,023	476,210	3.81
101-000-578.000	State liquor licenses	48,023	47,312	40,026	47,312	47,312		
101-000-582.000-MMHPRK	GRANTS FROM OAKLAND COUNTY				100,000	100,000		
101-000-582.000-PONART	GRANTS FROM OAKLAND COUNTY		15,500		184,500	111,100	(73,400)	(39.78)
101-000-607.500	Parking Meter Revenue			65,691	60,000		(60,000)	(100.00)
101-000-609.004	NSF FEES	385	1,839	1,458	800	800		

05/01/2024

BUDGET REPORT FOR CITY OF PONTIAC

Calculations as of 06/30/2024

GL NUMBER	DESCRIPTION	2021-22 ACTIVITY	2022-23 ACTIVITY	2023-24 ACTIVITY THRU 06/30/24	2023-24 AMENDED BUDGET	2024-25 MAYOR REC. BUDGET	2024-25 MAYOR REC. AMT CHANGE	2024-25 MAYOR REC. % CHANGE
101-000-612.000	Zoning Board Of Appeal	3,050	11,150	46,943	43,000	3,000	(40,000)	(93.02)
101-000-613.000	HISTORIC DISTRICT COMMISSION	2,550	3,900	8,450	2,500	2,500		
101-000-614.005	PLANNING REVIEW FEES		99,195	60,150	57,000		(57,000)	(100.00)
101-000-615.000	Engineering Inspection	217,600	203,492	115,932	117,600	200,000	82,400	70.07
101-000-617.001	Site Plan Review	28,000	3,040		28,000	1,000	(27,000)	(96.43)
101-000-617.002	APPLICATION FEES			3,151				
101-000-617.003	Special Exception Permit	7,000	12,100	6,950	7,000	7,000		
101-000-617.004	Zoning Application	50,900	63,649	35,466	50,900	50,900		
101-000-617.005	Vacation/Dedication		5,450	(1,500)				
101-000-617.006	LAND DIVISION PLAT/LOT SPLIT COMBO FEE	6,400	12,800	12,325	6,400	10,000	3,600	56.25
101-000-617.100	BOARD OF APPEALS APP FEES	1,500			1,500	1,500		
101-000-617.751	PARK RENTAL PERMIT	5,600	5,775	2,355	5,600	5,600		
101-000-626.300	FALSE SECURITY ALARM CHARGES	50	45	30				
101-000-626.371	CHARGES FOR SERVICES - BUILDING			75				
101-000-632.371	NUISANCE ABATEMENT - CITY	46,387	91,326	42,462	60,000	60,000		
101-000-632.372	NUISANCE ABATEMENT-COURT ORDERED	75,045	33,352	31,351	25,000	25,000		
101-000-632.441	WEEDS AND BRUSH CUTTING - DPW			80				
101-000-636.041	Reimb.-Oakland County Sheriff OT	496,306	244,694	211,151	172,500	210,000	37,500	21.74
101-000-636.215	NOTARY SERVICES	565	620	390	500	500		
101-000-636.253	MISCELLANEOUS SERVICES - ONLINE LOOKUP		(667)					
101-000-636.266	FOIA RESPONSES	1,310	458	331	250	250		
101-000-636.441	MISCELLANEOUS SERVICES - DPW		26,483					
101-000-636.751	MISCELLANEOUS SERVICES - PARKS	885	1,015	70	1,000	1,000		
101-000-636.752	MUNICIPAL SERVICE AGREEMENTS	25,000	123,701	25,000	24,451	107,451	83,000	339.45
101-000-637.300	MISCELLANEOUS REVENUE - SHERIFF	619	3,373	89	500	500		
101-000-640.005	DPW SUPPORT SERVICE - FROM OTHER FUN	291,365	293,304	293,304	293,304	313,603	20,299	6.92
101-000-640.020	Admin Reimbursement - IT Software			46,700	50,000		(50,000)	(100.00)
101-000-640.022	101 Admin Reimb-From Other Funds	1,451,714	1,456,356	2,208,853	2,208,857	2,275,123	66,266	3.00
101-000-642.000	Charges for Services - Sales	28	19	15				
101-000-643.006	Sale of Voter List	1,075	310	270	1,200	300	(900)	(75.00)
101-000-643.215	COPIES OF PUBLIC RECORDS		13					
101-000-643.253	DUPLICATE TAX BILLS	749	550	665	500	500		
101-000-646.000	ADULT-USE MARIHUANA LICENSE FEE				200,000	200,000		
101-000-647.000	MEDICAL MARIHUANA LICENSE FEE				150,000	75,000	(75,000)	(50.00)
101-000-651.003	CITY EVENTS - DREAM CRUISE	1,850	6,150	5,050	2,000	2,000		
101-000-655.690	FINES - BLIGHT COURT	65,470	22,281	1,020	45,000	2,000	(43,000)	(95.56)
101-000-665.001	Investments Income	(280,060)	2,768,593	3,609,264	3,316,059	1,666,059	(1,650,000)	(49.76)
101-000-668.000	PDBA PARKING VIOLATION REVENUE		667					
101-000-669.001	City Property Rentals		5,000					
101-000-669.014	Land Lease	36,515	37,611	32,215	38,000	38,000		
101-000-670.005	City Owned Equipment Rental	434,747	333,745	252,922	355,000	350,000	(5,000)	(1.41)
101-000-671.000	MISCELLANEOUS REVENUE	6,880	21,388	55,130	5,000	20,000	15,000	300.00
101-000-671.253	MISCELLANEOUS REVENUE - TREASURER	5,487	6,679	8,899	5,000	7,000	2,000	40.00
101-000-673.001	Sale of Property	(22,390)	5,000		1,000	1,000		

05/01/2024

BUDGET REPORT FOR CITY OF PONTIAC

Calculations as of 06/30/2024

GL NUMBER	DESCRIPTION	2021-22 ACTIVITY	2022-23 ACTIVITY	2023-24 ACTIVITY THRU 06/30/24	2023-24 AMENDED BUDGET	2024-25 MAYOR REC. BUDGET	2024-25 MAYOR REC. AMT CHANGE	2024-25 MAYOR REC. % CHANGE
101-000-674.000	Contribution From Public		70,000			92,143	92,143	
101-000-674.000-CFCODE	Contribution From Public				70,000	32,000	(38,000)	(54.29)
101-000-674.000-CFS365	Contribution From Public		57,857	22,143	22,143	22,143		
101-000-674.285	CONTRIBUTION FROM ARPA- REVENUE LOSS		10,000,000					
101-000-675.000	Contribution From Private Source	130,000	200	16,500		20,000	20,000	
101-000-675.000-MIHLTH	Contribution From Private Source				150,000	150,000		
101-000-675.000-NEXT50	Contribution From Private Source		90,000					
101-000-686.000	REIMBURSEMENTS	(1,869)	21,095					
101-000-686.001	REIMBURSEMENT - WATERFORD FIRE	103,649						
101-000-686.003	REIMBURSEMENT - OTTAWA TOWER	330,400						
101-000-686.004	Reimburse-MMRMA for Phoenix CentDamage			411,018	411,018		(411,018)	(100.00)
101-000-686.020	REIMB - PONTIAC SCHOOLS POLICE LIAISON	130,000	143,617	118,333	142,000	142,000		
101-000-686.200	REIMB. - PARKS UTILITIES		(4,199)					
101-000-686.300	PCB SETTLEMENT		17,414					
101-000-686.690	REIMBURSEMENTS - DEMOLITION	5,200						
101-000-688.000	Reimbursement Pontiac		9,559					
101-000-694.009	Event Over and Short	(8,935)	(8,097)					
Totals for dept 000 -		43,106,337	60,506,185	50,605,480	60,382,721	54,880,477	(5,502,244)	(9.11)
Dept 966 - Transfers To / From Other Funds								
101-966-699.249	TRANSFER IN FROM FUND 249		960,313					
101-966-699.276	TRANSFER IN FROM FUND 276	16,056	21,000					
Totals for dept 966 - Transfers To / From Other Funds		16,056	981,313					
TOTAL ESTIMATED REVENUES		43,122,393	61,487,498	50,605,480	60,382,721	54,880,477	(5,502,244)	(9.11)

05/01/2024

BUDGET REPORT FOR CITY OF PONTIAC

Calculations as of 06/30/2024

GL NUMBER	DESCRIPTION	2021-22 ACTIVITY	2022-23 ACTIVITY	2023-24 ACTIVITY THRU 06/30/24	2023-24 AMENDED BUDGET	2024-25 MAYOR REC. BUDGET	2024-25 MAYOR REC. AMT CHANGE	2024-25 MAYOR REC. % CHANGE
APPROPRIATIONS								
Dept 101 - City Council								
101-101-702.000	Salaries & Wages	213,977	247,198	132,784	329,560	348,500	18,940	5.75
101-101-702.004	Overtime Wages		1,501	1,575		3,000	3,000	
101-101-702.008	COVID 19 SALARIES	2,000						
101-101-715.000	F.I.C.A. - City Contribution	16,448	11,624	10,530	25,211	27,565	2,354	9.34
101-101-716.000	MEDICAL INSURANCE	5,430	3,326	23,399	23,550	22,500	(1,050)	(4.46)
101-101-716.011	Optical & Hearing Insurance			2	20	360	340	1,700.00
101-101-717.000	Life Insurance			1,915	1,856	2,805	949	51.13
101-101-718.500	MERS EMPLOYER CONTRIBUTIONS	2,063	1,422	1,513	7,720	17,831	10,111	130.97
101-101-719.000	Workers Compensation Insurance	616	325	231	2,000	11,700	9,700	485.00
101-101-719.001	Dental Insurance	229	113	1,129	1,136	1,980	844	74.30
101-101-721.010	Health Care Waiver			2,794		8,823	8,823	
101-101-723.001	Unemployment Compensation			1,168		5,133	5,133	
101-101-725.000	Sick and Vacation Contribution	15,427	(15,427)	176	10,000	896	(9,104)	(91.04)
101-101-727.000	Office Supplies	857	2,649	8,899	10,000	8,000	(2,000)	(20.00)
101-101-728.000	Postage	92	1,045	98	8,000	5,000	(3,000)	(37.50)
101-101-730.000	Publications & Maps	146			1,000		(1,000)	(100.00)
101-101-731.003	COMPUTER EQUIPMENT	6,293		3,078	3,150	4,000	850	26.98
101-101-745.003	CITY EVENTS		12,015	24,912	40,000	40,000		
101-101-804.000	Legal Services	220			40,000	40,000		
101-101-804.018	LEGAL SERVICES	15,387						
101-101-805.001	Audit Compliance Fee	53,800	54,000	87,500	95,000	110,000	15,000	15.79
101-101-807.000	Services - Membership Dues	22,434	2,475	3,570	19,000	20,000	1,000	5.26
101-101-808.101	DISTRICT PROJECTS	23,349	27,872	2,875		140,000	140,000	
101-101-808.101-DIST01	DISTRICT PROJECTS		12,260	20,466	20,000	20,000		
101-101-808.101-DIST02	DISTRICT PROJECTS		3,062	8,300	20,000	20,000		
101-101-808.101-DIST03	DISTRICT PROJECTS			4,916	20,000	20,000		
101-101-808.101-DIST04	DISTRICT PROJECTS			622	20,000	20,000		
101-101-808.101-DIST05	DISTRICT PROJECTS		264	5,574	20,000	20,000		
101-101-808.101-DIST06	DISTRICT PROJECTS		6,180	6,962	20,000	20,000		
101-101-808.101-DIST07	DISTRICT PROJECTS		3,397	19,383	20,000	20,000		
101-101-809.001	COVID 19 EXPENDITURES	869						
101-101-818.000	Other Professional Services	15,437	24,200	3,353	36,000	30,000	(6,000)	(16.67)
101-101-851.000	SERVICES - COMMUNICATIONS-TELEPHONE	2,996	668					
101-101-852.010	SERVICES - CABLE TV/INTERNET	2,290						
101-101-901.000	Printing and Bindery Service	45						
101-101-914.000	Insurance Property Coverage	48,946	33,096	49,999	50,000		(50,000)	(100.00)
101-101-942.000	Services - Equipment Rentl Non-City	39	19		50		(50)	(100.00)
101-101-942.001	Copier Lease	1,342						
101-101-942.002	COPIER SUPPLIES	190	16	32	2,000		(2,000)	(100.00)
101-101-957.002	Training Expense	505	10,990	17,423	28,000	28,000		

05/01/2024

BUDGET REPORT FOR CITY OF PONTIAC

Calculations as of 06/30/2024

GL NUMBER	DESCRIPTION	2021-22 ACTIVITY	2022-23 ACTIVITY	2023-24 ACTIVITY THRU 06/30/24	2023-24 AMENDED BUDGET	2024-25 MAYOR REC. BUDGET	2024-25 MAYOR REC. AMT CHANGE	2024-25 MAYOR REC. % CHANGE
101-101-959.000	Miscellaneous Expenses	1,364	2,198	9,879	13,850	15,000	1,150	8.30
101-101-969.004-SKATEP	Contributions to Other Funds	55,000						
Totals for dept 101 - City Council		507,791	446,488	455,057	887,103	1,031,093	143,990	16.23

Dept 102 - CHARTER COMMISSION

101-102-702.000	Salaries & Wages		39,767	18,842	36,287		(36,287)	(100.00)
101-102-715.000	F.I.C.A. - City Contribution		1,338	1,468	2,776		(2,776)	(100.00)
101-102-716.000	MEDICAL INSURANCE		1,686	5,850	5,888		(5,888)	(100.00)
101-102-716.011	Optical & Hearing Insurance				5		(5)	(100.00)
101-102-717.000	Life Insurance			461	464		(464)	(100.00)
101-102-718.500	MERS EMPLOYER CONTRIBUTIONS		298	363	2,830		(2,830)	(100.00)
101-102-719.000	Workers Compensation Insurance		47	38	500		(500)	(100.00)
101-102-719.001	Dental Insurance		54	282	284		(284)	(100.00)
101-102-723.001	Unemployment Compensation			32				
101-102-725.000	Sick and Vacation Contribution	2,352	1,899	28	349		(349)	(100.00)
101-102-727.000	Office Supplies				2,500		(2,500)	(100.00)
101-102-728.000	Postage		10		10,000		(10,000)	(100.00)
101-102-804.027	LEGAL SERVICES - CHARTER COMMISSION			2,300	25,000		(25,000)	(100.00)
101-102-818.000	Other Professional Services		1,018	199	8,000		(8,000)	(100.00)
101-102-901.000	Printing and Bindery Service				10,000		(10,000)	(100.00)
101-102-902.005	Public Notices				2,500		(2,500)	(100.00)
101-102-957.002	Training Expense				15,000		(15,000)	(100.00)
Totals for dept 102 - CHARTER COMMISSION		2,352	46,117	29,863	122,383		(122,383)	(100.00)

Dept 171 - Mayor

101-171-702.000	Salaries & Wages	372,249	514,696	232,319	563,760	546,233	(17,527)	(3.11)
101-171-702.008	COVID 19 SALARIES	4,000						
101-171-707.003	CELL PHONE STIPEND				2,600		(2,600)	(100.00)
101-171-715.000	F.I.C.A. - City Contribution	29,253	23,259	18,714	43,128	42,709	(419)	(0.97)
101-171-716.000	MEDICAL INSURANCE	6,328	12,709	78,274	82,425	45,000	(37,425)	(45.40)
101-171-716.011	Optical & Hearing Insurance			4	70	720	650	928.57
101-171-717.000	Life Insurance	417		6,312	6,496	5,610	(886)	(13.64)
101-171-718.500	MERS EMPLOYER CONTRIBUTIONS	3,104	7,733	5,106	23,011	42,917	19,906	86.51
101-171-719.000	Workers Compensation Insurance	1,109	669	385	7,000	23,400	16,400	234.29
101-171-719.001	Dental Insurance	1,307	1,112	3,819	3,976	3,960	(16)	(0.40)
101-171-721.010	Health Care Waiver	10,745	15,824	5,304	14,692	12,058	(2,634)	(17.93)
101-171-723.001	Unemployment Compensation			437		10,266	10,266	
101-171-725.000	Sick and Vacation Contribution	5,291	36,020	345	5,532	2,187	(3,345)	(60.47)
101-171-727.000	Office Supplies	8,219	2,452	4,552	8,000	5,000	(3,000)	(37.50)
101-171-728.000	Postage	9,218	252	138	2,625	2,000	(625)	(23.81)
101-171-730.000	Publications & Maps	621	797					
101-171-731.001	COMPUTER SUPPLIES	2,080	1,981					
101-171-731.003	COMPUTER EQUIPMENT	685	2,190	408	1,000		(1,000)	(100.00)
101-171-740.000	Operating Supplies	1,217	1,743	1,157	4,233	2,000	(2,233)	(52.75)

05/01/2024

BUDGET REPORT FOR CITY OF PONTIAC

Calculations as of 06/30/2024

GL NUMBER	DESCRIPTION	2021-22 ACTIVITY	2022-23 ACTIVITY	2023-24 ACTIVITY THRU 06/30/24	2023-24 AMENDED BUDGET	2024-25 MAYOR REC. BUDGET	2024-25 MAYOR REC. AMT CHANGE	2024-25 MAYOR REC. % CHANGE
101-171-745.003	CITY EVENTS			77,995	80,000	80,000		
101-171-807.000	Services - Membership Dues	2,659	6,513	3,244	20,000	20,000		
101-171-808.171	OU INITIATIVE	(2,100)	5,000	25,000	25,000	25,000		
101-171-808.173	MAYOR'S ANTI-VIOLENCE COMMISSION		2,973		10,000	10,000		
101-171-809.001	COVID 19 EXPENDITURES		2,813					
101-171-818.000	Other Professional Services	82,776	7,247	15,917	63,646	30,000	(33,646)	(52.86)
101-171-819.000	Contractual Temp/PT Labor	36,938						
101-171-851.000	SERVICES - COMMUNICATIONS-TELEPHONE	6,987	5,057	43				
101-171-852.010	SERVICES - CABLE TV/INTERNET	939						
101-171-861.000	Travel Expenses	3,928	(2,362)					
101-171-901.000	Printing and Bindery Service	10,860	13,407					
101-171-914.000	Insurance Property Coverage	27,192	36,108	37,999	38,000		(38,000)	(100.00)
101-171-942.000	Services - Equipment Rentl Non-City	217	15					
101-171-942.001	Copier Lease	2,267						
101-171-942.002	COPIER SUPPLIES	6,356	929	1,222				
101-171-957.002	Training Expense	624	5,580	4,557	18,000	20,000	2,000	11.11
101-171-957.003	Employee Meals - Commission Food	142	87		(1,000)		1,000	(100.00)
101-171-959.000	Miscellaneous Expenses	189	5,914	400	6,000	6,000		
Totals for dept 171 - Mayor		635,817	710,718	523,651	1,028,194	935,060	(93,134)	(9.06)

Dept 191 - Elections

101-191-702.000	Salaries & Wages	109,089	43,427	29,904	118,076	146,250	28,174	23.86
101-191-702.004	Overtime Wages	1,971	5,688	53	3,000	3,000		
101-191-702.008	COVID 19 SALARIES	2,447						
101-191-702.020	SALARIES & WAGES (NON FICA)	68,997	66,555	2,325	70,000	70,000		
101-191-705.002	PART-TIME WAGES	23,185	9,657		24,000	24,000		
101-191-715.000	F.I.C.A. - City Contribution	11,291	5,845	2,527	11,099	18,609	7,510	67.66
101-191-716.000	MEDICAL INSURANCE		4,525	22,493	23,550	22,500	(1,050)	(4.46)
101-191-716.011	Optical & Hearing Insurance			1	20	240	220	1,100.00
101-191-717.000	Life Insurance	294	23	1,773	1,856	1,870	14	0.75
101-191-718.500	MERS EMPLOYER CONTRIBUTIONS	2,134	889	548	4,814	10,999	6,185	128.48
101-191-719.000	Workers Compensation Insurance	442	93	77	2,000	7,800	5,800	290.00
101-191-719.001	Dental Insurance	148	204	1,085	1,136	1,320	184	16.20
101-191-723.001	Unemployment Compensation			122		3,422	3,422	
101-191-725.000	Sick and Vacation Contribution	1,596	3,972	40	1,136	528	(608)	(53.52)
101-191-727.000	Office Supplies		1,277					
101-191-728.000	Postage	23,112	54,117	18,113	25,000	40,000	15,000	60.00
101-191-731.003	COMPUTER EQUIPMENT	1,160	4,070		4,000		(4,000)	(100.00)
101-191-740.000	Operating Supplies	16,729	42,734	8,743	30,000	40,000	10,000	33.33
101-191-807.000	Services - Membership Dues		390					
101-191-809.000	Services-Elections	24,011	24,297	5,315	24,680	25,000	320	1.30
101-191-809.001	COVID 19 EXPENDITURES	84						
101-191-818.000	Other Professional Services			4,575	50,000	40,000	(10,000)	(20.00)
101-191-818.013	ELECTION GRANT EXPENDITURES	3,667						

05/01/2024

BUDGET REPORT FOR CITY OF PONTIAC

Calculations as of 06/30/2024

GL NUMBER	DESCRIPTION	2021-22 ACTIVITY	2022-23 ACTIVITY	2023-24 ACTIVITY THRU 06/30/24	2023-24 AMENDED BUDGET	2024-25 MAYOR REC. BUDGET	2024-25 MAYOR REC. AMT CHANGE	2024-25 MAYOR REC. % CHANGE
101-191-851.000	SERVICES - COMMUNICATIONS-TELEPHONE	582	134					
101-191-852.010	SERVICES - CABLE TV/INTERNET	63						
101-191-861.000	Travel Expenses		647	599	1,000		(1,000)	(100.00)
101-191-901.000	Printing and Bindery Service	4,540	8,500	3,715	10,000	10,000		
101-191-902.005	Public Notices	4,731	10,000	10,320	10,320	12,000	1,680	16.28
101-191-942.000	Services - Equipment Rentl Non-City	609	305					
101-191-957.002	Training Expense	2,695	(679)	1,795	8,000	8,000		
101-191-957.003	POLLWORKER MEALS - COMMISSION FOOD	3,648	4,812	4,553	5,000	5,000		
Totals for dept 191 - Elections		307,225	291,482	118,676	428,687	490,538	61,851	14.43
Dept 201 - Accounting								
101-201-818.000	Other Professional Services	417,500	353,915	306,261	522,247	400,000	(122,247)	(23.41)
101-201-851.000	SERVICES - COMMUNICATIONS-TELEPHONE	794	201					
101-201-852.010	SERVICES - CABLE TV/INTERNET	76						
101-201-942.001	Copier Lease	27						
Totals for dept 201 - Accounting		418,397	354,116	306,261	522,247	400,000	(122,247)	(23.41)
Dept 202 - Income Tax Administration								
101-202-702.000	Salaries & Wages	74,722	76,972	58,467	202,330	135,000	(67,330)	(33.28)
101-202-702.004	Overtime Wages			2		100	100	
101-202-702.008	COVID 19 SALARIES	2,000						
101-202-705.002	PART-TIME WAGES				5,000	5,000		
101-202-715.000	F.I.C.A. - City Contribution	6,071	3,641	4,731	15,479	11,483	(3,996)	(25.82)
101-202-716.000	MEDICAL INSURANCE			21,588	23,550	23,550		
101-202-716.011	Optical & Hearing Insurance			2	30	240	210	700.00
101-202-717.000	Life Insurance			2,695	2,784	1,870	(914)	(32.83)
101-202-718.500	MERS EMPLOYER CONTRIBUTIONS			1,064	8,258	10,234	1,976	23.93
101-202-719.000	Workers Compensation Insurance	240	116	154	3,000	7,800	4,800	160.00
101-202-719.001	Dental Insurance	526	260	1,649	1,704	1,320	(384)	(22.54)
101-202-721.010	Health Care Waiver	6,031	6,175	3,659	6,500	10,001	3,501	53.86
101-202-723.001	Unemployment Compensation			384		3,422	3,422	
101-202-725.000	Sick and Vacation Contribution	9,589	2,604	106	1,986	519	(1,467)	(73.87)
101-202-727.000	Office Supplies	792	444	791	3,000	1,000	(2,000)	(66.67)
101-202-728.001	Postage - Large Mailing	34,371	35,247	23,763	45,000	35,000	(10,000)	(22.22)
101-202-731.003	COMPUTER EQUIPMENT			1,080	6,000		(6,000)	(100.00)
101-202-740.000	Operating Supplies	2,476	3,221	50	5,000	2,000	(3,000)	(60.00)
101-202-807.000	Services - Membership Dues	1,522	1,608	2,127	4,500	4,000	(500)	(11.11)
101-202-818.000	Other Professional Services		125	2,631	25,000	10,000	(15,000)	(60.00)
101-202-818.061	Prof. Serv-Innovative Software Serv	300,583	336,127	211,955	350,000	375,000	25,000	7.14
101-202-818.601	PROF. SERV-INNOV SOFT - DELINQ COLLECT	5,000		5,000	5,500	5,500		
101-202-851.000	SERVICES - COMMUNICATIONS-TELEPHONE	794	201					
101-202-852.010	SERVICES - CABLE TV/INTERNET	25						
101-202-861.000	Travel Expenses	172	201		500	500		
101-202-901.000	Printing and Bindery Service	31,873	18,621	9,743	40,000	20,000	(20,000)	(50.00)

05/01/2024

BUDGET REPORT FOR CITY OF PONTIAC

Calculations as of 06/30/2024

GL NUMBER	DESCRIPTION	2021-22 ACTIVITY	2022-23 ACTIVITY	2023-24 ACTIVITY THRU 06/30/24	2023-24 AMENDED BUDGET	2024-25 MAYOR REC. BUDGET	2024-25 MAYOR REC. AMT CHANGE	2024-25 MAYOR REC. % CHANGE
101-202-914.000	Insurance Property Coverage	10,877	12,036	12,499	12,500		(12,500)	(100.00)
101-202-957.002	Training Expense				5,000	8,000	3,000	60.00
101-202-977.005	Furniture & Fixtures			220	5,000		(5,000)	(100.00)
Totals for dept 202 - Income Tax Administration		487,664	497,599	364,360	777,621	671,539	(106,082)	(13.64)
Dept 206 - Finance Administration								
101-206-702.000	Salaries & Wages	368,988	404,929	196,116	439,726	643,994	204,268	46.45
101-206-702.004	Overtime Wages		2	1,863	5,000	5,000		
101-206-702.008	COVID 19 SALARIES	3,333						
101-206-707.003	CELL PHONE STIPEND	1,306	1,005	325	1,900	1,800	(100)	(5.26)
101-206-715.000	F.I.C.A. - City Contribution	29,498	24,434	15,558	34,175	49,896	15,721	46.00
101-206-716.000	MEDICAL INSURANCE		9,457	45,892	47,100	67,500	20,400	43.31
101-206-716.011	Optical & Hearing Insurance			3	60	840	780	1,300.00
101-206-717.000	Life Insurance			4,610	4,640	6,545	1,905	41.06
101-206-718.500	MERS EMPLOYER CONTRIBUTIONS	20,632	13,316	10,854	17,870	47,525	29,655	165.95
101-206-719.000	Workers Compensation Insurance	939	378	385	5,000	27,300	22,300	446.00
101-206-719.001	Dental Insurance	363	620	2,778	2,840	4,620	1,780	62.68
101-206-721.010	Health Care Waiver	12,970	8,443	2,665	3,108	3,235	127	4.09
101-206-723.001	Unemployment Compensation			833	2,000	11,977	9,977	498.85
101-206-725.000	Sick and Vacation Contribution	28,772	15,776	337	4,926	3,015	(1,911)	(38.79)
101-206-727.000	Office Supplies	1,656	2,994	2,163	3,250	2,500	(750)	(23.08)
101-206-728.000	Postage	1,603	1,944	1,570	2,200	3,500	1,300	59.09
101-206-731.001	COMPUTER SUPPLIES	448	597	940	1,000		(1,000)	(100.00)
101-206-731.003	COMPUTER EQUIPMENT			7,136	7,250		(7,250)	(100.00)
101-206-807.000	Services - Membership Dues	845	666	530	1,525	1,525		
101-206-818.000	Other Professional Services	39,553	4,061		18,000	8,000	(10,000)	(55.56)
101-206-818.065	Prof. Serv- P&M - Budget	15,900						
101-206-818.080	PROF. SERV - BS&A	16,277	17,563		17,563		(17,563)	(100.00)
101-206-818.090	PROF. SERV.-SHREDDING				250	250		
101-206-819.000	Contractual Temp/PT Labor		20,186	12,655	20,000		(20,000)	(100.00)
101-206-851.000	SERVICES - COMMUNICATIONS-TELEPHONE	1,588	401					
101-206-852.010	SERVICES - CABLE TV/INTERNET	127						
101-206-914.000	Insurance Property Coverage	27,192	24,072	30,000	30,000	862,745	832,745	2,775.82
101-206-942.000	Services - Equipment Rentl Non-City	93	46		175		(175)	(100.00)
101-206-942.001	Copier Lease	2,961						
101-206-942.002	COPIER SUPPLIES	1,049	496	702	1,000		(1,000)	(100.00)
101-206-957.002	Training Expense	120	5,104	2,976	24,200	20,000	(4,200)	(17.36)
101-206-959.000	Miscellaneous Expenses	303	19,189	750	750	1,000	250	33.33
Totals for dept 206 - Finance Administration		576,516	575,679	341,641	695,508	1,772,767	1,077,259	154.89
Dept 215 - CITY CLERK (GENERAL)								
101-215-702.000	Salaries & Wages	211,496	189,468	77,064	204,859	196,500	(8,359)	(4.08)
101-215-702.004	Overtime Wages	1,340	4					
101-215-702.008	COVID 19 SALARIES	4,797						

05/01/2024

BUDGET REPORT FOR CITY OF PONTIAC

Calculations as of 06/30/2024

GL NUMBER	DESCRIPTION	2021-22 ACTIVITY	2022-23 ACTIVITY	2023-24 ACTIVITY THRU 06/30/24	2023-24 AMENDED BUDGET	2024-25 MAYOR REC. BUDGET	2024-25 MAYOR REC. AMT CHANGE	2024-25 MAYOR REC. % CHANGE
101-215-707.003	CELL PHONE STIPEND	570	280					
101-215-715.000	F.I.C.A. - City Contribution	16,454	10,988	5,761	15,672	15,032	(640)	(4.08)
101-215-716.000	MEDICAL INSURANCE	23,036	15,770	28,343	29,438	22,500	(6,938)	(23.57)
101-215-716.011	Optical & Hearing Insurance			1	25	240	215	860.00
101-215-717.000	Life Insurance	160	23	2,234	2,320	1,870	(450)	(19.40)
101-215-718.500	MERS EMPLOYER CONTRIBUTIONS	4,812	3,903	1,393	8,403	14,560	6,157	73.27
101-215-719.000	Workers Compensation Insurance	622	289	115	2,500	7,800	5,300	212.00
101-215-719.001	Dental Insurance	1,199	740	1,367	1,420	1,320	(100)	(7.04)
101-215-723.001	Unemployment Compensation			96		3,422	3,422	
101-215-725.000	Sick and Vacation Contribution	26,893	1,168	107	1,970	721	(1,249)	(63.40)
101-215-727.000	Office Supplies	4,962	4,639	2,833	7,000	5,000	(2,000)	(28.57)
101-215-728.000	Postage	1,458	3,691	3,361	4,500	5,000	500	11.11
101-215-731.003	COMPUTER EQUIPMENT			816				
101-215-807.000	Services - Membership Dues	680	510	571	1,000	1,250	250	25.00
101-215-809.002	CHARTER COMMISSION	41						
101-215-816.005	PROFESSIONAL SERVICES - PUBLIC RELATIOI	1,000			2,500		(2,500)	(100.00)
101-215-818.000	Other Professional Services					5,000	5,000	
101-215-851.000	SERVICES - COMMUNICATIONS-TELEPHONE	1,588	1,270					
101-215-852.010	SERVICES - CABLE TV/INTERNET	63						
101-215-861.000	Travel Expenses	935	995	163	1,027	1,027		
101-215-901.000	Printing and Bindery Service	413						
101-215-902.004	Ordinances	6,635	20,294	17,717	20,000	25,000	5,000	25.00
101-215-902.005	Public Notices	9,702	22,146	6,054	25,000	15,000	(10,000)	(40.00)
101-215-902.006	FOIA	102	(330)		1,000	1,000		
101-215-914.000	Insurance Property Coverage	24,582	33,096	33,096	33,097		(33,097)	(100.00)
101-215-932.000	Equipment Maintenance				1,500	1,500		
101-215-942.000	Services - Equipment Rentl Non-City	54	27					
101-215-942.001	Copier Lease	1,342						
101-215-942.002	COPIER SUPPLIES	1,178	270	394	1,500		(1,500)	(100.00)
101-215-957.002	Training Expense	720	7,457	726	9,963	8,000	(1,963)	(19.70)
101-215-959.000	Miscellaneous Expenses	475	290		1,000	1,000		
Totals for dept 215 - CITY CLERK (GENERAL)		347,309	316,988	182,212	375,694	332,742	(42,952)	(11.43)
Dept 227 - COMMUNICATIONS								
101-227-702.000	Salaries & Wages		3,817	95,423	226,987	345,950	118,963	52.41
101-227-715.000	F.I.C.A. - City Contribution			7,752	21,189	26,713	5,524	26.07
101-227-716.000	MEDICAL INSURANCE			41,732	43,550	33,750	(9,800)	(22.50)
101-227-716.011	Optical & Hearing Insurance			2	60	480	420	700.00
101-227-717.000	Life Insurance			3,406	3,482	3,740	258	7.41
101-227-718.500	MERS EMPLOYER CONTRIBUTIONS			1,386	11,079	26,086	15,007	135.45
101-227-719.000	Workers Compensation Insurance			231	3,752	15,600	11,848	315.78
101-227-719.001	Dental Insurance			2,041	2,131	2,640	509	23.89
101-227-721.010	Health Care Waiver		119	2,976		3,235	3,235	
101-227-723.001	Unemployment Compensation			57		6,844	6,844	

05/01/2024

BUDGET REPORT FOR CITY OF PONTIAC

Calculations as of 06/30/2024

GL NUMBER	DESCRIPTION	2021-22 ACTIVITY	2022-23 ACTIVITY	2023-24 ACTIVITY THRU 06/30/24	2023-24 AMENDED BUDGET	2024-25 MAYOR REC. BUDGET	2024-25 MAYOR REC. AMT CHANGE	2024-25 MAYOR REC. % CHANGE
101-227-725.000	Sick and Vacation Contribution			157	2,663	1,331	(1,332)	(50.02)
101-227-727.000	Office Supplies			258	3,500	3,000	(500)	(14.29)
101-227-728.000	Postage			15	30,000	25,000	(5,000)	(16.67)
101-227-730.000	Publications & Subscriptions				5,000	5,000		
101-227-731.001	COMPUTER SUPPLIES				1,000		(1,000)	(100.00)
101-227-731.003	COMPUTER EQUIPMENT			1,673	4,500		(4,500)	(100.00)
101-227-740.000	Operating Supplies			1,248	10,000	5,000	(5,000)	(50.00)
101-227-745.005	Event Planning and Supplies				50,000		(50,000)	(100.00)
101-227-807.000	Services - Membership Dues			3,593	9,950	10,000	50	0.50
101-227-818.000	Other Professional Services			1,540	50,000	75,000	25,000	50.00
101-227-901.000	Printing and Bindery Service			57,964	160,050	150,000	(10,050)	(6.28)
101-227-914.000	Insurance Property Coverage			12,000	12,000		(12,000)	(100.00)
101-227-957.002	Training Expense			1,396	8,000	20,000	12,000	150.00
Totals for dept 227 - COMMUNICATIONS			3,936	234,850	658,893	759,369	100,476	15.25
Dept 228 - Information Technology								
101-228-702.000	Salaries & Wages		70,844	106,286	210,893	138,000	(72,893)	(34.56)
101-228-702.000-CFS365	Salaries & Wages		12,142					
101-228-702.004	Overtime Wages		35	36		100	100	
101-228-707.003	CELL PHONE STIPEND				3,300		(3,300)	(100.00)
101-228-715.000	F.I.C.A. - City Contribution			8,931	16,134	11,240	(4,894)	(30.33)
101-228-716.000	MEDICAL INSURANCE			23,399	23,550	11,250	(12,300)	(52.23)
101-228-716.011	Optical & Hearing Insurance			2	30	240	210	700.00
101-228-717.000	Life Insurance			2,766	2,784	1,870	(914)	(32.83)
101-228-718.500	MERS EMPLOYER CONTRIBUTIONS		1,272	1,864	8,608	10,454	1,846	21.45
101-228-719.000	Workers Compensation Insurance			231	3,000	7,800	4,800	160.00
101-228-719.001	Dental Insurance			1,649	1,704	1,320	(384)	(22.54)
101-228-721.010	Health Care Waiver		4,384	6,448	6,190	8,823	2,633	42.54
101-228-723.001	Unemployment Compensation			128		3,422	3,422	
101-228-725.000	Sick and Vacation Contribution		6,368	173	2,070	531	(1,539)	(74.35)
101-228-727.000	Office Supplies	8	992	237	1,000		(1,000)	(100.00)
101-228-728.000	Postage	2						
101-228-731.001	COMPUTER SUPPLIES	6,023	2,201	3,287	70,000	44,000	(26,000)	(37.14)
101-228-731.001-CFS365	COMPUTER SUPPLIES		16,342	22,143	27,127		(27,127)	(100.00)
101-228-731.002	Personal Computer Software					127,111	127,111	
101-228-731.003	COMPUTER EQUIPMENT	2,989	2,919	905	3,000	38,400	35,400	1,180.00
101-228-818.000	Other Professional Services	20,292	10,959	14,243	19,325	19,325		
101-228-818.000-CFS365	Other Professional Services		29,374		3,657		(3,657)	(100.00)
101-228-818.063	Prof. Serv-Sarcom	309,000	25,750					
101-228-818.080	PROF. SERV - BS&A			41,744	63,394	80,000	16,606	26.19
101-228-851.000	SERVICES - COMMUNICATIONS-TELEPHONE	1,938	33,373	41,207	56,500	38,650	(17,850)	(31.59)
101-228-852.010	SERVICES - CABLE TV/INTERNET	76		6,290	16,030	16,030		
101-228-914.000	Insurance Property Coverage			12,000	12,000		(12,000)	(100.00)
101-228-932.012	Services - Maintenance-Comptr Equip	65,894	28,414	14,489	50,825	29,200	(21,625)	(42.55)

05/01/2024

BUDGET REPORT FOR CITY OF PONTIAC

Calculations as of 06/30/2024

GL NUMBER	DESCRIPTION	2021-22 ACTIVITY	2022-23 ACTIVITY	2023-24 ACTIVITY THRU 06/30/24	2023-24 AMENDED BUDGET	2024-25 MAYOR REC. BUDGET	2024-25 MAYOR REC. AMT CHANGE	2024-25 MAYOR REC. % CHANGE
101-228-942.001	Copier Lease	1,619	20,653	18,305	30,000	43,500	13,500	45.00
101-228-942.002	COPIER SUPPLIES	161				1,500	1,500	
101-228-957.002	Training Expense		3,327		12,000	8,000	(4,000)	(33.33)
Totals for dept 228 - Information Technology		408,002	269,349	326,763	643,121	640,766	(2,355)	(0.37)
Dept 233 - Purchasing								
101-233-702.000	Salaries & Wages		2,898	78,844	124,509	211,000	86,491	69.47
101-233-702.004	Overtime Wages			235		500	500	
101-233-707.003	CELL PHONE STIPEND		38	487	600	900	300	50.00
101-233-715.000	F.I.C.A. - City Contribution			6,154	9,526	16,697	7,171	75.28
101-233-716.000	MEDICAL INSURANCE			23,399	23,550	22,500	(1,050)	(4.46)
101-233-716.011	Optical & Hearing Insurance			2	20	360	340	1,700.00
101-233-717.000	Life Insurance			1,915	1,856	2,805	949	51.13
101-233-718.500	MERS EMPLOYER CONTRIBUTIONS			3,186	5,082	15,974	10,892	214.33
101-233-719.000	Workers Compensation Insurance			231	2,000	11,700	9,700	485.00
101-233-719.001	Dental Insurance			1,129	1,136	1,980	844	74.30
101-233-721.010	Health Care Waiver					6,766	6,766	
101-233-723.001	Unemployment Compensation			255		5,133	5,133	
101-233-725.000	Sick and Vacation Contribution			142	1,222	812	(410)	(33.55)
101-233-727.000	Office Supplies			1,667	3,000	3,000		
101-233-728.000	Postage				5,000	2,000	(3,000)	(60.00)
101-233-731.003	COMPUTER EQUIPMENT			645	1,200		(1,200)	(100.00)
101-233-807.000	Services - Membership Dues			2,460	2,746	3,450	704	25.64
101-233-818.000	Other Professional Services			48,316	94,085	107,200	13,115	13.94
101-233-861.000	Travel Expenses			6	20		(20)	(100.00)
101-233-901.000	Printing and Bindery Service			2	1,000	1,000		
101-233-914.000	Insurance Property Coverage			7,999	8,000		(8,000)	(100.00)
101-233-942.001	Copier Lease					348	348	
101-233-942.002	COPIER SUPPLIES			26				
101-233-957.002	Training Expense			1,960	7,980	12,000	4,020	50.38
Totals for dept 233 - Purchasing			2,936	179,060	292,532	426,125	133,593	45.67
Dept 248 - Payroll								
101-248-957.002	Training Expense							(112)
Totals for dept 248 - Payroll								(112)
Dept 253 - Treasurer								
101-253-702.000	Salaries & Wages	178,679	206,950	111,804	227,292	278,593	51,301	22.57
101-253-702.004	Overtime Wages	2,810	2,122	838	3,000	3,000		
101-253-702.008	COVID 19 SALARIES	5,208						
101-253-715.000	F.I.C.A. - City Contribution	15,369	10,130	9,270	18,607	22,464	3,857	20.73
101-253-716.000	MEDICAL INSURANCE		7,133	23,399	23,550	22,500	(1,050)	(4.46)
101-253-716.011	Optical & Hearing Insurance			2	40	480	440	1,100.00
101-253-717.000	Life Insurance			3,688	3,712	3,740	28	0.75

05/01/2024

BUDGET REPORT FOR CITY OF PONTIAC

Calculations as of 06/30/2024

GL NUMBER	DESCRIPTION	2021-22 ACTIVITY	2022-23 ACTIVITY	2023-24 ACTIVITY THRU 06/30/24	2023-24 AMENDED BUDGET	2024-25 MAYOR REC. BUDGET	2024-25 MAYOR REC. AMT CHANGE	2024-25 MAYOR REC. % CHANGE
101-253-718.500	MERS EMPLOYER CONTRIBUTIONS	7,385	6,626	3,049	9,928	21,284	11,356	114.38
101-253-719.000	Workers Compensation Insurance	548	227	308	4,000	15,600	11,600	290.00
101-253-719.001	Dental Insurance	132	142	2,214	2,272	2,640	368	16.20
101-253-721.010	Health Care Waiver	15,304	12,856	5,925	14,976	12,058	(2,918)	(19.48)
101-253-723.001	Unemployment Compensation			512	500	6,844	6,344	1,268.80
101-253-725.000	Sick and Vacation Contribution	3,268	3,183	201	2,358	1,072	(1,286)	(54.54)
101-253-727.000	Office Supplies	1,105	1,567	1,975	3,450	1,700	(1,750)	(50.72)
101-253-728.000	Postage	239	343	441	600	600		
101-253-728.001	Postage - Large Mailing		19,035	20,181	32,000	24,000	(8,000)	(25.00)
101-253-729.001	Printed Forms	15,995	8,233	2,249	11,440	5,000	(6,440)	(56.29)
101-253-731.003	COMPUTER EQUIPMENT	837	1,834	1,199	2,400		(2,400)	(100.00)
101-253-807.000	Services - Membership Dues	254	297	198	950	950		
101-253-812.000	Services - Armored Car Services	13,092	12,021	12,061	20,000	10,000	(10,000)	(50.00)
101-253-818.000	Other Professional Services	51	170		1,000	1,000		
101-253-818.008	Bank Service Charges	43,952	51,385	57,279	78,000	71,000	(7,000)	(8.97)
101-253-818.080	PROF. SERV - BS&A	7,971	8,033					
101-253-819.000	Contractual Temp/PT Labor	16,220	16,182					
101-253-820.008	Services - Security Alarm Systems				1,000	1,000		
101-253-851.000	SERVICES - COMMUNICATIONS-TELEPHONE	1,402	430	154	500	500		
101-253-852.010	SERVICES - CABLE TV/INTERNET	127						
101-253-914.000	Insurance Property Coverage	21,754	18,048	19,999	20,000		(20,000)	(100.00)
101-253-942.000	Services - Equipment Rentl Non-City	93	46		200		(200)	(100.00)
101-253-942.001	Copier Lease	16	63	30				
101-253-942.002	COPIER SUPPLIES	1,342						
101-253-957.002	Training Expense	454	3,782	1,490	14,701	16,000	1,299	8.84
101-253-959.000	Miscellaneous Expenses			101	500	500		
101-253-959.008	Cash Shortage				25	25		
Totals for dept 253 - Treasurer		353,607	390,838	278,567	497,001	522,550	25,549	5.14
Dept 255 - MARIHUANA REGULATIONS								
101-255-702.000	Salaries & Wages	57,426	66,647	34,162	136,000	69,500	(66,500)	(48.90)
101-255-702.002	Temporary Employee Wages					5,000	5,000	
101-255-702.008	COVID 19 SALARIES	2,000						
101-255-715.000	F.I.C.A. - City Contribution	4,532	2,342	2,687	10,404	5,699	(4,705)	(45.22)
101-255-716.000	MEDICAL INSURANCE			22,493	23,550	11,250	(12,300)	(52.23)
101-255-716.011	Optical & Hearing Insurance			1	20	120	100	500.00
101-255-717.000	Life Insurance			1,773	1,856	935	(921)	(49.62)
101-255-718.500	MERS EMPLOYER CONTRIBUTIONS	1,337	589	738	5,240	5,237	(3)	(0.06)
101-255-719.000	Workers Compensation Insurance	172	83	77	2,000	3,900	1,900	95.00
101-255-719.001	Dental Insurance	229	113	1,085	1,136	660	(476)	(41.90)
101-255-723.001	Unemployment Compensation			64		1,711	1,711	
101-255-725.000	Sick and Vacation Contribution		11,357	51		267	267	
101-255-727.000	Office Supplies	401			1,000		(1,000)	(100.00)
101-255-728.000	Postage	409	30	41	1,000		(1,000)	(100.00)

05/01/2024

BUDGET REPORT FOR CITY OF PONTIAC

Calculations as of 06/30/2024

GL NUMBER	DESCRIPTION	2021-22 ACTIVITY	2022-23 ACTIVITY	2023-24 ACTIVITY THRU 06/30/24	2023-24 AMENDED BUDGET	2024-25 MAYOR REC. BUDGET	2024-25 MAYOR REC. AMT CHANGE	2024-25 MAYOR REC. % CHANGE
101-255-807.000	Services - Membership Dues		75					
101-255-816.005	PROFESSIONAL SERVICES - PUBLIC RELATIONS				1,000		(1,000)	(100.00)
101-255-816.007	PROF. SERV. -FINANCIAL ADVISOR TO CC	2,220			30,000	30,000		
101-255-816.008	PROF. SERV. -HEARING OFFICER	46,635		2,580	60,000	60,000		
101-255-816.011	PROF SERV - PLANNING ADV TO CITY CLERK	43,875			76,000	76,000		
101-255-816.012	PROF SERV-COMPLIANCE LEGAL ADVISOR	17,850			50,000	50,000		
101-255-816.013	PROF SERV - MARIHUANA COMMISSION				5,000	5,000		
101-255-818.000	Other Professional Services	3,452	702	300	5,000	50,000	45,000	900.00
101-255-818.012	PROFESSIONAL SERVICES-SECURITY CONSU	6,300			12,000	12,000		
101-255-861.000	Travel Expenses	802	1,134	191	1,340	1,340		
101-255-901.000	Printing and Bindery Service	2,849	33		4,000	4,000		
101-255-957.002	Training Expense	650	4,506	1,104	7,497	4,000	(3,497)	(46.65)
Totals for dept 255 - MARIHUANA REGULATIONS		191,139	87,611	67,347	434,043	396,619	(37,424)	(8.62)
Dept 257 - Assessor								
101-257-728.000	Postage	10,301	12,325			13,000	13,000	
101-257-818.015	Assessor Svce- Oakland Cnty	419,499	436,198		451,000	475,000	24,000	5.32
101-257-819.000	Contractual Temp/PT Labor	2,400	2,400	2,000	5,000	2,500	(2,500)	(50.00)
Totals for dept 257 - Assessor		432,200	450,923	2,000	456,000	490,500	34,500	7.57
Dept 265 - Building Maintenance								
101-265-702.000	Salaries & Wages	126,299	426,624	29,659	140,725	138,967	(1,758)	(1.25)
101-265-702.004	Overtime Wages	32,485	76,136	5,730	20,000	20,000		
101-265-702.008	COVID 19 SALARIES	8,000						
101-265-707.003	CELL PHONE STIPEND	620	3,400	490	780	1,320	540	69.23
101-265-715.000	F.I.C.A. - City Contribution	12,646	13,204	2,996	5,794	12,444	6,650	114.77
101-265-716.000	MEDICAL INSURANCE	8,271	5,896	15,777	16,485	18,000	1,515	9.19
101-265-716.011	Optical & Hearing Insurance			1	14	288	274	1,957.14
101-265-717.000	Life Insurance	46	158	1,258	1,300	2,244	944	72.62
101-265-718.500	MERS EMPLOYER CONTRIBUTIONS	3,884	5,345	329	2,949	11,494	8,545	289.76
101-265-719.000	Workers Compensation Insurance	11,025	2,934	87	1,400	9,360	7,960	568.57
101-265-719.001	Dental Insurance	709	205	770	796	1,584	788	98.99
101-265-721.010	Health Care Waiver		16,974	2,595		3,706	3,706	
101-265-723.001	Unemployment Compensation			235		4,106	4,106	
101-265-725.000	Sick and Vacation Contribution	5,406	(364)	47	709	534	(175)	(24.68)
101-265-727.000	Office Supplies		354	19	500	500		
101-265-731.003	COMPUTER EQUIPMENT	268			2,000		(2,000)	(100.00)
101-265-743.000	Uniforms			118	1,120	6,245	5,125	457.59
101-265-746.001	Personal Protective Wear	1,020	1,178	1,449	3,125		(3,125)	(100.00)
101-265-749.001	Motor Fuel, Oil & Lubricants	4,021	2,869	2,724	5,000	8,000	3,000	60.00
101-265-749.002	Tools & Supplies	5,005	6,027	3,432	7,000	7,000		
101-265-749.005	Equipment Maintenance Supplies	1,193	849		1,200	10,000	8,800	733.33
101-265-776.001	Janitorial Supplies	6,259	11,020	9,858	11,000	10,000	(1,000)	(9.09)
101-265-776.002	Building Maintenance Supplies	7,826	10,238	7,956	8,000	15,000	7,000	87.50

05/01/2024

BUDGET REPORT FOR CITY OF PONTIAC

Calculations as of 06/30/2024

GL NUMBER	DESCRIPTION	2021-22 ACTIVITY	2022-23 ACTIVITY	2023-24 ACTIVITY THRU 06/30/24	2023-24 AMENDED BUDGET	2024-25 MAYOR REC. BUDGET	2024-25 MAYOR REC. AMT CHANGE	2024-25 MAYOR REC. % CHANGE
101-265-779.004	SNOW REMOV SUPPLIES	668	722	1,221	2,000	2,000		
101-265-809.001	COVID 19 EXPENDITURES	150	124	110	500		(500)	(100.00)
101-265-818.000	Other Professional Services	1,396	16,353	40,870	50,000	150,000	100,000	200.00
101-265-818.006	Contractual Mowing Services	6,216	4,435					
101-265-818.049	Prof Tech License Fee Reimbur	90	45		200	200		
101-265-818.236	PROF. SERVICE - TREE SERVICES	1,400						
101-265-818.245	PROF. SERV - SNOW REMOVAL	17,782	2,564					
101-265-851.000	SERVICES - COMMUNICATIONS-TELEPHONE	926	812	61				
101-265-852.010	SERVICES - CABLE TV/INTERNET	25						
101-265-914.000	Insurance Property Coverage	17,005	34,752	36,000	36,000		(36,000)	(100.00)
101-265-921.000	Utilities Electricity	40,896	37,480	41,532	45,000	140,000	95,000	211.11
101-265-922.000	Utilities Water & Sewer	20,735	25,418	39,826	30,000	75,000	45,000	150.00
101-265-923.000	Utilities Gas Heat	29,181	29,893	21,449	28,000	55,000	27,000	96.43
101-265-931.001	Services - Building Maintenance	14,796	24,832	26,591	205,000	100,000	(105,000)	(51.22)
101-265-931.002	Services - Ground Maintenance	5,000	700			20,000	20,000	
101-265-931.003	Services - Building Equip Maint	4,319	5,735	10,226	20,000	105,000	85,000	425.00
101-265-932.000	Equipment Maintenance			6,948	10,000		(10,000)	(100.00)
101-265-932.008	Services - Maintenance-Fire Exting	532			2,000	2,000		
101-265-957.002	Training Expense					24,000	24,000	
Totals for dept 265 - Building Maintenance		396,100	766,912	310,364	658,597	953,992	295,395	44.85
Dept 266 - ATTORNEY								
101-266-702.000	Salaries & Wages			14,808	110,000	125,000	15,000	13.64
101-266-715.000	F.I.C.A. - City Contribution			1,131	8,415	9,563	1,148	13.64
101-266-716.000	MEDICAL INSURANCE			19,239	20,000	11,250	(8,750)	(43.75)
101-266-716.011	Optical & Hearing Insurance			1	30	120	90	300.00
101-266-717.000	Life Insurance			273	220	935	715	325.00
101-266-718.500	MERS EMPLOYER CONTRIBUTIONS				7,700	9,419	1,719	22.32
101-266-719.000	Workers Compensation Insurance			77	1,100	3,900	2,800	254.55
101-266-719.001	Dental Insurance			1,419	1,500	660	(840)	(56.00)
101-266-723.001	Unemployment Compensation			320		1,711	1,711	
101-266-725.000	Sick and Vacation Contribution			85	2,200	481	(1,719)	(78.14)
101-266-727.000	Office Supplies			313	2,000	2,000		
101-266-728.000	Postage				500	500		
101-266-731.003	COMPUTER EQUIPMENT			1,484	(400)		400	(100.00)
101-266-804.000	Legal Services	36,034						
101-266-804.018	LEGAL SERVICES	160,216	695,600	514,457	691,900	691,900		
101-266-804.021	LEGAL SERVICES PROSECUTIONS	360,270	245,668	10,507	325,000	325,000		
101-266-804.022	LEGAL SERVICES MTT	68,319	96,380	25,722	50,000	50,000		
101-266-804.023	LEGAL SERVICES CODE ENF	22,980	2,025		25,000	25,000		
101-266-804.024	LEGAL SERVICES LAWSUITS	9,997	330	(5,500)	20,000	20,000		
101-266-804.025	LEGAL SERVICES MEDICAL MARIJUANA	30,705	13,545		100,000	100,000		
101-266-818.000	Other Professional Services	46,254		4,549	6,500	6,500		
101-266-942.000	Services - Equipment Rentl Non-City	4	2					

05/01/2024

BUDGET REPORT FOR CITY OF PONTIAC

Calculations as of 06/30/2024

GL NUMBER	DESCRIPTION	2021-22 ACTIVITY	2022-23 ACTIVITY	2023-24 ACTIVITY THRU 06/30/24	2023-24 AMENDED BUDGET	2024-25 MAYOR REC. BUDGET	2024-25 MAYOR REC. AMT CHANGE	2024-25 MAYOR REC. % CHANGE
101-266-959.003	SETTLEMENT PAYMENTS	154,191						
Totals for dept 266 - ATTORNEY		888,970	1,053,550	588,885	1,371,665	1,383,939	12,274	0.89

Dept 270 - Personnel Services

101-270-702.000	Salaries & Wages	84,103	171,515	71,774	213,820	241,560	27,740	12.97
101-270-702.004	Overtime Wages	2,209	2,562	616	3,000	3,000		
101-270-702.008	COVID 19 SALARIES	2,000						
101-270-707.003	CELL PHONE STIPEND	500		100	1,300	1,200	(100)	(7.69)
101-270-715.000	F.I.C.A. - City Contribution	6,747	7,697	6,091	16,583	18,709	2,126	12.82
101-270-716.000	MEDICAL INSURANCE		3,074	34,193	35,325	33,750	(1,575)	(4.46)
101-270-716.011	Optical & Hearing Insurance			2	30	360	330	1,100.00
101-270-717.000	Life Insurance			2,695	2,784	2,805	21	0.75
101-270-718.500	MERS EMPLOYER CONTRIBUTIONS	407	1,481	811	8,848	18,429	9,581	108.28
101-270-719.000	Workers Compensation Insurance	212	3	154	3,000	11,700	8,700	290.00
101-270-719.001	Dental Insurance		108	1,649	1,704	1,980	276	16.20
101-270-723.001	Unemployment Compensation			688		5,133	5,133	
101-270-725.000	Sick and Vacation Contribution	363	760	110	2,098	929	(1,169)	(55.72)
101-270-727.000	Office Supplies	463	1,003	2,391	4,100	4,000	(100)	(2.44)
101-270-728.000	Postage	283	346	80	500	500		
101-270-731.003	COMPUTER EQUIPMENT			22	2,000		(2,000)	(100.00)
101-270-807.000	Services - Membership Dues	219	199		1,000	1,000		
101-270-818.000	Other Professional Services	105,772	52,153	134,146	229,000	300,000	71,000	31.00
101-270-818.080	PROF. SERV - BS&A	(8,789)						
101-270-819.000	Contractual Temp/PT Labor		10,382	142,397	193,500	129,600	(63,900)	(33.02)
101-270-831.000	EMPLOYEE APPRECIATION				7,000	15,000	8,000	114.29
101-270-835.001	Services - Physicals	8,573	13,912	4,904	13,880	10,000	(3,880)	(27.95)
101-270-851.000	SERVICES - COMMUNICATIONS-TELEPHONE	265	67					
101-270-852.010	SERVICES - CABLE TV/INTERNET	51						
101-270-861.004	Services - Travel-Mileage	6,709	152		250	1,000	750	300.00
101-270-902.001	Recruitment Advertising	2,155	4,749	10,611	16,000	16,000		
101-270-914.000	Insurance Property Coverage	10,877	12,036	12,499	12,500		(12,500)	(100.00)
101-270-942.000	Services - Equipment Rentl Non-City	77	39		100		(100)	(100.00)
101-270-957.002	Training Expense	30	1,547	357	12,000	16,000	4,000	33.33
101-270-959.000	Miscellaneous Expenses	318			100	15,000	14,900	14,900.00
101-270-967.020	Personnel		420	1,120	1,120		(1,120)	(100.00)
Totals for dept 270 - Personnel Services		223,544	284,205	427,410	781,542	847,655	66,113	8.46

Dept 301 - POLICE/SHERIFF

101-301-702.000	Salaries & Wages		164,252		75,725	138,967	63,242	83.52
101-301-702.004	Overtime Wages		25,496		10,000	10,000		
101-301-702.100	MAINTENANCE WAGES		8,735	29,659				
101-301-702.104	MAINTENANCE - OVERTIME		203	4,749				
101-301-707.003	CELL PHONE STIPEND		1,911	40	780	1,320	540	69.23
101-301-715.000	F.I.C.A. - City Contribution		233	2,685	5,794	11,679	5,885	101.57

05/01/2024

BUDGET REPORT FOR CITY OF PONTIAC

Calculations as of 06/30/2024

GL NUMBER	DESCRIPTION	2021-22 ACTIVITY	2022-23 ACTIVITY	2023-24 ACTIVITY THRU 06/30/24	2023-24 AMENDED BUDGET	2024-25 MAYOR REC. BUDGET	2024-25 MAYOR REC. AMT CHANGE	2024-25 MAYOR REC. % CHANGE
101-301-716.000	MEDICAL INSURANCE		1,230	15,624	16,485	18,000	1,515	9.19
101-301-716.011	Optical & Hearing Insurance			1	14	288	274	1,957.14
101-301-717.000	Life Insurance		118	1,246	1,300	2,244	944	72.62
101-301-718.500	MERS EMPLOYER CONTRIBUTIONS		1,254	321	2,949	10,741	7,792	264.23
101-301-719.000	Workers Compensation Insurance		871	74	1,400	9,360	7,960	568.57
101-301-719.001	Dental Insurance		43	763	796	1,584	788	98.99
101-301-721.010	Health Care Waiver		5,902	95		3,706	3,706	
101-301-723.001	Unemployment Compensation			214		4,106	4,106	
101-301-725.000	Sick and Vacation Contribution	3,733	127,417	41	709	534	(175)	(24.68)
101-301-776.001	Janitorial Supplies	5,455	5,118	312	6,000	2,000	(4,000)	(66.67)
101-301-776.002	Building Maintenance Supplies	9,394	5,110	3,641	20,000	10,000	(10,000)	(50.00)
101-301-779.004	SNOW REMOV SUPPLIES	50	249		2,000	2,000		
101-301-809.001	COVID 19 EXPENDITURES	224						
101-301-818.000	Other Professional Services	4,670	3,740	1,971	6,000		(6,000)	(100.00)
101-301-818.037	CONTRACTUAL JANITORIAL SERVICES			37,104	55,000	55,000		
101-301-818.068	Prof. Serv-Oakland Co. Sheriff	13,616,543	14,113,222	8,426,983	16,136,934	16,136,934		
101-301-818.068-HIDTAA	Other Professional Services		5,000					
101-301-818.069	Prof. Serv-Oakland Co. Sheriff OT	1,347,910	1,137,731	981,455	1,150,000	900,000	(250,000)	(21.74)
101-301-818.069-FBI-OT	Prof. Serv-Oakland Co. Sheriff OT		19,434			10,000	10,000	
101-301-818.245	PROF. SERV - SNOW REMOVAL	15,869	1,896					
101-301-851.000	SERVICES - COMMUNICATIONS-TELEPHONE	600	632	52				
101-301-852.010	SERVICES - CABLE TV/INTERNET	3,284	3,568	135				
101-301-914.000	Insurance Property Coverage	27,320	12,552	13,000	13,000		(13,000)	(100.00)
101-301-921.000	Utilities Electricity	54,843	56,552	47,911	60,000		(60,000)	(100.00)
101-301-922.000	Utilities Water & Sewer	12,129	11,878	8,903	25,000		(25,000)	(100.00)
101-301-923.000	Utilities Gas Heat	10,856	17,738	11,757	15,000		(15,000)	(100.00)
101-301-931.001	Services - Building Maintenance	18,062	12,894	13,162	20,000	17,000	(3,000)	(15.00)
101-301-931.003	Services - Building Equip Maint	6,310	2,138	2,440	10,200	3,500	(6,700)	(65.69)
101-301-932.000	Equipment Maintenance	21						
101-301-932.008	Services - Maintenance-Fire Exting	327						
101-301-932.010	Services - Maintenance-All Other Eq	500						
Totals for dept 301 - POLICE/SHERIFF		15,138,100	15,747,117	9,604,338	17,635,086	17,348,963	(286,123)	(1.62)
Dept 325 - COMMUNICATIONS/DISPATCH								
101-325-818.068	Prof. Serv-Oakland Co. Sheriff	382,923	394,410	235,211	414,130	414,130		
Totals for dept 325 - COMMUNICATIONS/DISPATCH		382,923	394,410	235,211	414,130	414,130		
Dept 336 - FIRE DEPARTMENT								
101-336-702.000	Salaries & Wages		33,694	14,830	37,861	69,484	31,623	83.52
101-336-702.004	Overtime Wages		4,142	2,374		5,000	5,000	
101-336-707.003	CELL PHONE STIPEND		301	20	390	930	540	138.46
101-336-715.000	F.I.C.A. - City Contribution		975	1,342	2,897	5,840	2,943	101.59
101-336-716.000	MEDICAL INSURANCE		615	7,812	8,243	9,000	757	9.18
101-336-716.011	Optical & Hearing Insurance				7	144	137	1,957.14

05/01/2024

BUDGET REPORT FOR CITY OF PONTIAC

Calculations as of 06/30/2024

GL NUMBER	DESCRIPTION	2021-22 ACTIVITY	2022-23 ACTIVITY	2023-24 ACTIVITY THRU 06/30/24	2023-24 AMENDED BUDGET	2024-25 MAYOR REC. BUDGET	2024-25 MAYOR REC. AMT CHANGE	2024-25 MAYOR REC. % CHANGE
101-336-717.000	Life Insurance		59	623	650	1,122	472	72.62
101-336-718.500	MERS EMPLOYER CONTRIBUTIONS		453	160	1,475	5,344	3,869	262.31
101-336-719.000	Workers Compensation Insurance		436	37	700	4,680	3,980	568.57
101-336-719.001	Dental Insurance		22	382	398	792	394	98.99
101-336-721.010	Health Care Waiver		1,165	48		1,853	1,853	
101-336-723.001	Unemployment Compensation			107		2,053	2,053	
101-336-725.000	Sick and Vacation Contribution	1,866	655	21	355	267	(88)	(24.79)
101-336-776.002	Building Maintenance Supplies	12,327	7,384	6,664	13,000	10,000	(3,000)	(23.08)
101-336-818.000	Other Professional Services	4,299	4,837	5,454	5,000	7,000	2,000	40.00
101-336-818.075	PROF. SERV-WATERFORD FIRE DEPT	8,379,067	8,665,956	9,012,594	9,219,440	10,000,000	780,560	8.47
101-336-914.000	Insurance Property Coverage	8,491	8,808	9,000	9,000		(9,000)	(100.00)
101-336-921.000	Utilities Electricity	2,252	2,071	9,604	4,750		(4,750)	(100.00)
101-336-931.001	Services - Building Maintenance	20,297	31,474	27,355	30,200	30,000	(200)	(0.66)
Totals for dept 336 - FIRE DEPARTMENT		8,428,599	8,763,047	9,098,427	9,334,366	10,153,509	819,143	8.78
Dept 445 - DRAINS - PUBLIC BENEFIT								
101-445-807.000	Services - Membership Dues				5,670	5,670		
101-445-936.000-MIEGLE	Services Sewer Maintenance				1,500,000	1,500,000		
101-445-938.000	Drain Maintenance Oakland Cnty	333,192	224,258	19,721	500,000	500,000		
101-445-938.010	CLINTON RIVER SPILLWAY ASSESSMENT			5,000	6,000	6,000		
101-445-955.100	MDEQ PERMIT FEES			5,000	5,000	5,000		
Totals for dept 445 - DRAINS - PUBLIC BENEFIT		333,192	224,258	29,721	2,016,670	2,016,670		
Dept 447 - Engineering								
101-447-702.000	Salaries & Wages	174,773	151,303	97,991	315,527	714,014	398,487	126.29
101-447-702.004	Overtime Wages	14,193	8,480	3,328	17,199	17,199		
101-447-702.008	COVID 19 SALARIES	4,558						
101-447-707.003	CELL PHONE STIPEND	1,490	1,173	1,087	7,800	8,100	300	3.85
101-447-715.000	F.I.C.A. - City Contribution	15,212	10,286	7,733	56,028	55,938	(90)	(0.16)
101-447-716.000	MEDICAL INSURANCE		2,329	110,655	117,750	101,250	(16,500)	(14.01)
101-447-716.011	Optical & Hearing Insurance			2	100	1,080	980	980.00
101-447-717.000	Life Insurance			8,721	9,280	8,415	(865)	(9.32)
101-447-718.500	MERS EMPLOYER CONTRIBUTIONS	4,192	3,289	3,229	29,894	51,185	21,291	71.22
101-447-719.000	Workers Compensation Insurance	954	73	231	10,000	35,100	25,100	251.00
101-447-719.001	Dental Insurance	890	151	5,338	5,680	5,940	260	4.58
101-447-721.010	Health Care Waiver	6,031	141					
101-447-723.001	Unemployment Compensation			192		15,309	15,309	
101-447-725.000	Sick and Vacation Contribution	(443)	3,419	145	7,021	2,746	(4,275)	(60.89)
101-447-727.000	Office Supplies	881	820	357	2,000	2,000		
101-447-728.000	Postage		2	96	150	150		
101-447-730.000	Publications & Maps			120	3,500	10,000	6,500	185.71
101-447-731.003	COMPUTER EQUIPMENT	224	2,312	3,814	20,341	6,000	(14,341)	(70.50)
101-447-743.000	Uniforms				1,500	4,500	3,000	200.00
101-447-746.001	Personal Protective Wear	1,015	1,570	666	3,000		(3,000)	(100.00)

05/01/2024

BUDGET REPORT FOR CITY OF PONTIAC

Calculations as of 06/30/2024

GL NUMBER	DESCRIPTION	2021-22 ACTIVITY	2022-23 ACTIVITY	2023-24 ACTIVITY THRU 06/30/24	2023-24 AMENDED BUDGET	2024-25 MAYOR REC. BUDGET	2024-25 MAYOR REC. AMT CHANGE	2024-25 MAYOR REC. % CHANGE
101-447-749.001	Motor Fuel, Oil & Lubricants	4,203	4,672	2,494	15,000	15,000		
101-447-749.002	Tools & Supplies	4,581	1,451	3,305	10,000	7,000	(3,000)	(30.00)
101-447-806.000	Engineering Services	629,174	769,141	418,394	725,000	915,000	190,000	26.21
101-447-806.001	STORMWATER SERVICES	43,785	24,308	76,743	100,000	100,000		
101-447-806.002	ASSET MANAGEMENT	53,787	3,025	21,175	40,000	150,000	110,000	275.00
101-447-806.004	PLAN REVIEW	73,418	105,917	51,367	80,000	80,000		
101-447-807.000	Services - Membership Dues	5,765	5,747	8,441	10,000	10,000		
101-447-818.001-MIEGLE	PROFESSIONAL SERVICES-WADE TRIM				100,000		(100,000)	(100.00)
101-447-818.049	Prof Tech Licensce Fee Reimbur				500	500		
101-447-851.000	SERVICES - COMMUNICATIONS-TELEPHONE	265	67					
101-447-852.010	SERVICES - CABLE TV/INTERNET	76						
101-447-901.000	Printing and Bindery Service				500	500		
101-447-914.000	Insurance Property Coverage	6,798	18,048	19,999	20,000		(20,000)	(100.00)
101-447-943.000	Services - Equip Rentl City-Owned				20,000	40,000	20,000	100.00
101-447-955.100	MDEQ PERMIT FEES	5,000	5,000		5,000	5,000		
101-447-957.002	Training Expense	80	2,866	2,506	37,000	12,000	(25,000)	(67.57)
101-447-962.100	Software Purch-Contrib to IT Dept			14,000	20,000		(20,000)	(100.00)
101-447-977.008	Special Equipment	12,400	16,300	8,565	15,000	15,000		
Totals for dept 447 - Engineering		1,063,302	1,141,890	870,694	1,804,770	2,388,926	584,156	32.37

Dept 448 - Street Lighting

101-448-702.000	Salaries & Wages	36,811	864					
101-448-702.004	Overtime Wages	8,350	95					
101-448-707.003	CELL PHONE STIPEND	183	12					
101-448-715.000	F.I.C.A. - City Contribution	3,565	77					
101-448-716.000	MEDICAL INSURANCE	1,256	29					
101-448-717.000	Life Insurance	168	4					
101-448-718.500	MERS EMPLOYER CONTRIBUTIONS	401	8					
101-448-719.000	Workers Compensation Insurance	1,928	45					
101-448-719.001	Dental Insurance	92	2					
101-448-721.010	Health Care Waiver	1,725	46					
101-448-725.000	Sick and Vacation Contribution	(2,373)						
101-448-924.001	Utilities street lighting	952,932	1,073,354	915,939	1,200,000	1,300,000	100,000	8.33
Totals for dept 448 - Street Lighting		1,005,038	1,074,536	915,939	1,200,000	1,300,000	100,000	8.33

Dept 458 - PUBLIC WORKS OPERATIONS

101-458-702.000	Salaries & Wages	103,746	240,865	104,753	339,392	383,255	43,863	12.92
101-458-702.004	Overtime Wages	19,013	32,343	17,449	30,000	35,000	5,000	16.67
101-458-702.008	COVID 19 SALARIES	5,067						
101-458-707.003	CELL PHONE STIPEND	753	2,230	6,267	4,800	5,160	360	7.50
101-458-715.000	F.I.C.A. - City Contribution	10,039	17,340	11,609	25,964	32,567	6,603	25.43
101-458-716.000	MEDICAL INSURANCE	1,741	6,632	36,552	37,680	58,500	20,820	55.25
101-458-716.011	Optical & Hearing Insurance			2	58	738	680	1,172.41
101-458-717.000	Life Insurance	263	72	5,142	5,383	5,984	601	11.16

05/01/2024

BUDGET REPORT FOR CITY OF PONTIAC

Calculations as of 06/30/2024

GL NUMBER	DESCRIPTION	2021-22 ACTIVITY	2022-23 ACTIVITY	2023-24 ACTIVITY THRU 06/30/24	2023-24 AMENDED BUDGET	2024-25 MAYOR REC. BUDGET	2024-25 MAYOR REC. AMT CHANGE	2024-25 MAYOR REC. % CHANGE
101-458-718.500	MERS EMPLOYER CONTRIBUTIONS	3,140	4,129	1,787	13,853	29,987	16,134	116.47
101-458-719.000	Workers Compensation Insurance	3,565	4,074	248	5,800	24,960	19,160	330.34
101-458-719.001	Dental Insurance	139	625	3,135	3,295	4,224	929	28.19
101-458-721.010	Health Care Waiver	3,682	14,114	22,372	18,106	7,460	(10,646)	(58.80)
101-458-723.001	Unemployment Compensation			593		10,950	10,950	
101-458-725.000	Sick and Vacation Contribution	(743)	1,533	171	3,330	1,474	(1,856)	(55.74)
101-458-727.000	Office Supplies	1,452	3,019	1,677	3,000	2,000	(1,000)	(33.33)
101-458-728.000	Postage	44	252		301	500	199	66.11
101-458-731.003	COMPUTER EQUIPMENT	9,955	19,817	4,152	40,000	4,000	(36,000)	(90.00)
101-458-743.000	Uniforms			32	10,000	25,000	15,000	150.00
101-458-745.003	CITY EVENTS	5,571	9,529	20	20,000		(20,000)	(100.00)
101-458-746.001	Personal Protective Wear	4,062	12,748	10,875	15,000	13,000	(2,000)	(13.33)
101-458-749.001	Motor Fuel, Oil & Lubricants	8,410	15,100	3,391	15,000	15,000		
101-458-749.005	Equipment Maintenance Supplies	81,845	98,082	98,500	161,366	200,000	38,634	23.94
101-458-809.001	COVID 19 EXPENDITURES	3,675	2,063	171	2,000		(2,000)	(100.00)
101-458-818.000	Other Professional Services	6,024	8,956	4,511	18,000	10,000	(8,000)	(44.44)
101-458-818.005	Equipment Towing Charges	830	1,443	2,343	4,500	3,000	(1,500)	(33.33)
101-458-818.080	PROF. SERV - BS&A	1,524						
101-458-818.236	PROF. SERVICE - TREE SERVICES			6,365	10,000	15,000	5,000	50.00
101-458-819.000	Contractual Temp/PT Labor		5,719					
101-458-851.000	SERVICES - COMMUNICATIONS-TELEPHONE	1,323	334					
101-458-852.010	SERVICES - CABLE TV/INTERNET	2,785	3,306					
101-458-914.000	Insurance Property Coverage	47,532	101,160	102,000	102,000		(102,000)	(100.00)
101-458-921.000	Utilities Electricity	3,803	5,526	2,339	5,000		(5,000)	(100.00)
101-458-922.000	Utilities Water & Sewer	1,896	1,680	752	2,500		(2,500)	(100.00)
101-458-923.000	Utilities Gas Heat	5,616	8,630	2,766	5,500		(5,500)	(100.00)
101-458-931.001	Services - Building Maintenance	856		920				
101-458-932.004	Services - Maintenance-Vehicles	59,500	76,427	76,467	153,611	175,000	21,389	13.92
101-458-941.000	Services - Building & Land Rental	70,000	70,000	64,167	80,000	80,000		
101-458-942.000	Services - Equipment Rentl Non-City	4	2					
101-458-942.001	Copier Lease	1,619						
101-458-942.002	COPIER SUPPLIES	914	164	72				
101-458-957.002	Training Expense	2,050	2,684	2,303	40,000	40,000		
101-458-962.100	Software Purch-Contrib to IT Dept			14,000	20,000		(20,000)	(100.00)
Totals for dept 458 - PUBLIC WORKS OPERATIONS		471,695	770,598	607,903	1,195,439	1,182,759	(12,680)	(1.06)
Dept 478 - Winter Maintenance								
101-478-702.000	Salaries & Wages	5,815			29,400		(29,400)	(100.00)
101-478-702.004	Overtime Wages	433			5,000	5,000		
101-478-715.000	F.I.C.A. - City Contribution	472				383	383	
101-478-718.500	MERS EMPLOYER CONTRIBUTIONS					377	377	
Totals for dept 478 - Winter Maintenance		6,720			34,400	5,760	(28,640)	(83.26)
Dept 564 - Phoenix Center Parking								

05/01/2024

BUDGET REPORT FOR CITY OF PONTIAC

Calculations as of 06/30/2024

GL NUMBER	DESCRIPTION	2021-22 ACTIVITY	2022-23 ACTIVITY	2023-24 ACTIVITY THRU 06/30/24	2023-24 AMENDED BUDGET	2024-25 MAYOR REC. BUDGET	2024-25 MAYOR REC. AMT CHANGE	2024-25 MAYOR REC. % CHANGE
101-564-922.000	Utilities Water & Sewer			392	1,000		(1,000)	(100.00)
101-564-923.000	Utilities Gas Heat			128	500		(500)	(100.00)
Totals for dept 564 - Phoenix Center Parking				520	1,500		(1,500)	(100.00)
Dept 690 - REDEVELOPMENT AND HOUSING								
101-690-702.000	Salaries & Wages	106,155	228,026	199,027	323,096	513,000	189,904	58.78
101-690-702.004	Overtime Wages	972	1,703		1,000	1,000		
101-690-702.008	COVID 19 SALARIES	3,684						
101-690-707.003	CELL PHONE STIPEND				3,000		(3,000)	(100.00)
101-690-715.000	F.I.C.A. - City Contribution	8,878	11,675	15,733	24,792	39,816	15,024	60.60
101-690-716.000	MEDICAL INSURANCE		1,401	30,259	29,438	56,250	26,812	91.08
101-690-716.011	Optical & Hearing Insurance			4	45	840	795	1,766.67
101-690-717.000	Life Insurance			4,194	4,176	6,545	2,369	56.73
101-690-718.500	MERS EMPLOYER CONTRIBUTIONS	2,479	1,417	3,695	13,228	36,438	23,210	175.46
101-690-719.000	Workers Compensation Insurance	343	134	394	4,500	27,300	22,800	506.67
101-690-719.001	Dental Insurance	168	113	2,567	2,556	4,620	2,064	80.75
101-690-721.010	Health Care Waiver	7,650	5,619	2,846	6,216	6,470	254	4.09
101-690-723.001	Unemployment Compensation			541		11,977	11,977	
101-690-725.000	Sick and Vacation Contribution	(1,086)	22,735	292	3,170	2,127	(1,043)	(32.90)
101-690-727.000	Office Supplies	303	(102)	1,135	1,500	1,500		
101-690-728.000	Postage	2	114		1,500	500	(1,000)	(66.67)
101-690-730.000	Publications & Maps				2,000		(2,000)	(100.00)
101-690-731.001	COMPUTER SUPPLIES			235	500		(500)	(100.00)
101-690-731.003	COMPUTER EQUIPMENT		4,425	3,388	2,000		(2,000)	(100.00)
101-690-804.016	LEGAL SERVICES-IRON MOUNTAIN	4,466	6,781					
101-690-807.000	Services - Membership Dues			400	12,905	9,240	(3,665)	(28.40)
101-690-816.003	Services - Demolition	23,195	(275)					
101-690-816.009	PROFESSIONAL SERV. - CENSUS		552					
101-690-818.000	Other Professional Services	104,880	37,767	17,122	200,000	150,000	(50,000)	(25.00)
101-690-818.013	CENSUS EXPENDITURES	1,197	1,305					
101-690-818.017	PROF SERVICES -KABOOM GRANT EXPENDI	7,625						
101-690-818.035	PARKING MANAGEMENT				50,000		(50,000)	(100.00)
101-690-851.000	SERVICES - COMMUNICATIONS-TELEPHONE	265	67					
101-690-852.010	SERVICES - CABLE TV/INTERNET	210						
101-690-861.004	Services - Travel-Mileage				4,000		(4,000)	(100.00)
101-690-901.000	Printing and Bindery Service				800		(800)	(100.00)
101-690-902.000	Advertising	1,069				25,000	25,000	
101-690-914.000	Insurance Property Coverage	16,315	6,024	19,999	20,000		(20,000)	(100.00)
101-690-942.000	Services - Equipment Rentl Non-City	39	19		100		(100)	(100.00)
101-690-942.002	COPIER SUPPLIES	1,404						
101-690-956.239	CONTRIBUTION TO TIFA 2	235,543						
101-690-956.240	CONTRIBUTION TO TIFA 3	1,637,378						
101-690-957.002	Training Expense		983	1,575	24,000	24,000		
101-690-971.000	Land Purchase		26,890					

05/01/2024

BUDGET REPORT FOR CITY OF PONTIAC

Calculations as of 06/30/2024

GL NUMBER	DESCRIPTION	2021-22 ACTIVITY	2022-23 ACTIVITY	2023-24 ACTIVITY THRU 06/30/24	2023-24 AMENDED BUDGET	2024-25 MAYOR REC. BUDGET	2024-25 MAYOR REC. AMT CHANGE	2024-25 MAYOR REC. % CHANGE
101-690-977.005	Furniture & Fixtures			2,900	3,350	6,000	2,650	79.10
Totals for dept 690 - REDEVELOPMENT AND HOUSING		2,163,134	357,373	306,306	737,872	922,623	184,751	25.04
Dept 699 - GRANT MANAGEMENT AND PHILANTHROPY								
101-699-702.000	Salaries & Wages		184,747	200,420	381,100	398,800	17,700	4.64
101-699-702.004	Overtime Wages		682	956		2,000	2,000	
101-699-707.003	CELL PHONE STIPEND		750	650	1,200	1,200		
101-699-715.000	F.I.C.A. - City Contribution		6,504	16,168	29,155	31,179	2,024	6.94
101-699-716.000	MEDICAL INSURANCE		1,203	35,099	35,325	45,000	9,675	27.39
101-699-716.011	Optical & Hearing Insurance			2	50	600	550	1,100.00
101-699-717.000	Life Insurance			4,610	4,640	4,675	35	0.75
101-699-718.500	MERS EMPLOYER CONTRIBUTIONS		3,616	4,446	15,244	31,158	15,914	104.40
101-699-719.000	Workers Compensation Insurance		42	385	5,000	19,500	14,500	290.00
101-699-719.001	Dental Insurance		92	2,734	2,840	3,300	460	16.20
101-699-721.010	Health Care Waiver		8,381	12,053	14,976	6,766	(8,210)	(54.82)
101-699-723.001	Unemployment Compensation		(330)	384		8,555	8,555	
101-699-725.000	Sick and Vacation Contribution		28,085	(5,033)	3,665	1,581	(2,084)	(56.86)
101-699-727.000	Office Supplies		1,109	2,110	2,789	2,500	(289)	(10.36)
101-699-731.001	COMPUTER SUPPLIES		3,096	1,175	5,549		(5,549)	(100.00)
101-699-731.003	COMPUTER EQUIPMENT			1,632	3,000		(3,000)	(100.00)
101-699-740.000	Operating Supplies	100	1,216	1,684	3,636	2,500	(1,136)	(31.24)
101-699-745.003	CITY EVENTS			291	5,000		(5,000)	(100.00)
101-699-808.000-MMHPRK	PARKS AND NEIGHBORHOOD PROJECTS				100,000	100,000		
101-699-818.000	Other Professional Services				300,000	50,000	(250,000)	(83.33)
101-699-818.000-OCARPA	Other Professional Services				250,000	250,000		
101-699-818.017-KABOOM	PROF SERVICES -KABOOM GRANT EXPENDITURE		56,585		50,160		(50,160)	(100.00)
101-699-901.000	Printing and Bindery Service				2,500	3,000	500	20.00
101-699-914.000	Insurance Property Coverage			12,000	12,000		(12,000)	(100.00)
101-699-956.445-NEXT50	CONTRIBUTION TO CAPITAL IMPROVEMENT FUND		90,000					
101-699-957.002	Training Expense		750	8,681	20,000	32,000	12,000	60.00
101-699-959.001-OCARPA	CONTRIBUTION TO WRC				250,000	250,000		
101-699-969.003-PONART	CONTRIBUTIONS TO PONTIAC ARTS COMMISSION		15,500	73,400	184,500	111,100	(73,400)	(39.78)
Totals for dept 699 - GRANT MANAGEMENT AND PHILANTHROPY		100	402,028	373,847	1,682,329	1,355,414	(326,915)	(19.43)
Dept 721 - PLANNING								
101-721-702.000	Salaries & Wages	207,767	187,064		176,461		(176,461)	(100.00)
101-721-702.004	Overtime Wages	6,887	4,104		3,000		(3,000)	(100.00)
101-721-702.008	COVID 19 SALARIES	4,307						
101-721-707.003	CELL PHONE STIPEND	570	130		1,200		(1,200)	(100.00)
101-721-715.000	F.I.C.A. - City Contribution	16,553	9,296		13,725		(13,725)	(100.00)
101-721-716.000	MEDICAL INSURANCE	17,662	10,709	26,985	29,438		(29,438)	(100.00)
101-721-716.011	Optical & Hearing Insurance				25		(25)	(100.00)
101-721-717.000	Life Insurance			2,127	2,320		(2,320)	(100.00)
101-721-718.500	MERS EMPLOYER CONTRIBUTIONS	4,284	4,225		7,323		(7,323)	(100.00)

05/01/2024

BUDGET REPORT FOR CITY OF PONTIAC

Calculations as of 06/30/2024

GL NUMBER	DESCRIPTION	2021-22 ACTIVITY	2022-23 ACTIVITY	2023-24 ACTIVITY THRU 06/30/24	2023-24 AMENDED BUDGET	2024-25 MAYOR REC. BUDGET	2024-25 MAYOR REC. AMT CHANGE	2024-25 MAYOR REC. % CHANGE
101-721-719.000	Workers Compensation Insurance	633	217		2,500		(2,500)	(100.00)
101-721-719.001	Dental Insurance	755	420	1,302	1,420		(1,420)	(100.00)
101-721-721.010	Health Care Waiver	1,034	1,316					
101-721-725.000	Sick and Vacation Contribution	2,948	4,175					
101-721-727.000	Office Supplies	2,032	2,398	2,803	6,300	3,500	(2,800)	(44.44)
101-721-728.000	Postage	3,172	2,711	1,441	6,000	3,000	(3,000)	(50.00)
101-721-730.000	Publications & Maps			40	5,000	3,000	(2,000)	(40.00)
101-721-731.001	COMPUTER SUPPLIES	224	12,483	728	500		(500)	(100.00)
101-721-807.000	Services - Membership Dues	775	839	385	5,700	29,200	23,500	412.28
101-721-818.000	Other Professional Services	17,396	54,784	5,749	135,000	50,000	(85,000)	(62.96)
101-721-851.000	SERVICES - COMMUNICATIONS-TELEPHONE	2,117	535					
101-721-852.010	SERVICES - CABLE TV/INTERNET	28						
101-721-861.000	Travel Expenses		516					
101-721-861.004	Services - Travel-Mileage				500	1,000	500	100.00
101-721-902.004	Ordinances				135,000	150,000	15,000	11.11
101-721-902.005	Public Notices	11,198	17,586	7,987	50,000	32,000	(18,000)	(36.00)
101-721-914.000	Insurance Property Coverage	16,315	18,048	19,999	20,000		(20,000)	(100.00)
101-721-942.000	Services - Equipment Rentl Non-City	231	116		250		(250)	(100.00)
101-721-942.001	Copier Lease	1,460						
101-721-957.002	Training Expense	905	2,793	5,819	32,000	20,000	(12,000)	(37.50)
101-721-962.100	Software Purch-Contrib to IT Dept			13,700				
101-721-977.005	Furniture & Fixtures				3,000		(3,000)	(100.00)
Totals for dept 721 - PLANNING		319,253	334,465	89,065	636,662	291,700	(344,962)	(54.18)

Dept 733 - CODE ENFORCEMENT

101-733-702.000	Salaries & Wages	248,867						
101-733-702.004	Overtime Wages	7,823						
101-733-702.008	COVID 19 SALARIES	9,636						
101-733-707.003	CELL PHONE STIPEND	250						
101-733-715.000	F.I.C.A. - City Contribution	20,890						
101-733-716.000	MEDICAL INSURANCE	3,794						
101-733-718.500	MERS EMPLOYER CONTRIBUTIONS	7,143	(161)					
101-733-719.000	Workers Compensation Insurance	1,640						
101-733-719.001	Dental Insurance	399						
101-733-721.010	Health Care Waiver	9,493						
101-733-725.000	Sick and Vacation Contribution	5,113	(5,113)					
101-733-727.000	Office Supplies	1,093	715					
101-733-728.000	Postage	1,785	5,526					
101-733-731.003	COMPUTER EQUIPMENT	1,566						
101-733-746.001	Personal Protective Wear		118					
101-733-749.001	Motor Fuel, Oil & Lubricants	2,036	1,993					
101-733-807.000	Services - Membership Dues	440						
101-733-816.010	BLIGHT COURT	7,328		263				
101-733-818.000	Other Professional Services	52,301	5,641	28,697	100,000		(100,000)	(100.00)

05/01/2024

BUDGET REPORT FOR CITY OF PONTIAC

Calculations as of 06/30/2024

GL NUMBER	DESCRIPTION	2021-22 ACTIVITY	2022-23 ACTIVITY	2023-24 ACTIVITY THRU 06/30/24	2023-24 AMENDED BUDGET	2024-25 MAYOR REC. BUDGET	2024-25 MAYOR REC. AMT CHANGE	2024-25 MAYOR REC. % CHANGE
101-733-818.000-CFCODE	Other Professional Services		32,000	38,000	70,000		(70,000)	(100.00)
101-733-818.006	Contractual Mowing Services	35,190	17,400	3,278				
101-733-852.010	SERVICES - CABLE TV/INTERNET	2,685	587					
101-733-914.000	Insurance Property Coverage	37,046						
101-733-932.004	Services - Maintenance-Vehicles	532	60	30				
101-733-942.002	COPIER SUPPLIES	139	168	314				
101-733-957.002	Training Expense	1,215						
Totals for dept 733 - CODE ENFORCEMENT		458,404	58,934	70,582	170,000		(170,000)	(100.00)
Dept 751 - PARKS AND RECREATION								
101-751-818.000	Other Professional Services	120,000						
Totals for dept 751 - PARKS AND RECREATION		120,000						
Dept 774 - CITY EVENTS								
101-774-745.002	CITY EVENTS - DREAM CRUISE	7,881	(50)					
101-774-745.003	CITY EVENTS	91,644	67,944	(605)				
Totals for dept 774 - CITY EVENTS		99,525	67,894	(605)				
Dept 818 - PARKS GROUNDS MAINTENANCE								
101-818-702.000	Salaries & Wages		129,196	229,475	515,488	861,739	346,251	67.17
101-818-702.004	Overtime Wages		14,031	22,227	30,000	45,000	15,000	50.00
101-818-707.003	CELL PHONE STIPEND		763	2,500	5,190	11,520	6,330	121.97
101-818-715.000	F.I.C.A. - City Contribution		9,299	20,064	45,785	70,325	24,540	53.60
101-818-716.000	MEDICAL INSURANCE		7,193	69,324	69,473	135,000	65,527	94.32
101-818-716.011	Optical & Hearing Insurance			5	85	1,752	1,667	1,961.18
101-818-717.000	Life Insurance		127	7,884	7,888	13,651	5,763	73.06
101-818-718.500	MERS EMPLOYER CONTRIBUTIONS		1,866	2,829	21,838	66,572	44,734	204.84
101-818-719.000	Workers Compensation Insurance		4,613	725	8,500	56,940	48,440	569.88
101-818-719.001	Dental Insurance		472	4,719	4,828	9,636	4,808	99.59
101-818-721.010	Health Care Waiver		5,205	5,268	18,106	12,548	(5,558)	(30.70)
101-818-723.001	Unemployment Compensation			2,024		24,981	24,981	
101-818-725.000	Sick and Vacation Contribution	4,157	5,497	380	5,250	3,314	(1,936)	(36.88)
101-818-727.000	Office Supplies					2,000	2,000	
101-818-731.003	COMPUTER EQUIPMENT		1,204	1,482	3,000		(3,000)	(100.00)
101-818-743.000	Uniforms			4,981	6,650	11,400	4,750	71.43
101-818-745.012	Recreation Supplies - Parks	1,958	2,325	1,717	123,000	75,000	(48,000)	(39.02)
101-818-746.001	Personal Protective Wear	1,340	87	1,324	4,750		(4,750)	(100.00)
101-818-749.001	Motor Fuel, Oil & Lubricants		5,640	14,567	15,000	75,000	60,000	400.00
101-818-749.002	Tools & Supplies	5,770	6,425	7,446	10,000	15,000	5,000	50.00
101-818-749.005	Equipment Maintenance Supplies	135	1,588	4,059	5,000	5,000		
101-818-776.001	Janitorial Supplies			1,377	2,000	8,000	6,000	300.00
101-818-776.002	Building Maintenance Supplies	1,120	31	3,045	20,000	20,000		
101-818-779.001	Sand & Gravel	615	4,667	41	10,000	10,000		
101-818-779.004	SNOW REMOV SUPPLIES		364		6,000	6,000		

05/01/2024

BUDGET REPORT FOR CITY OF PONTIAC

Calculations as of 06/30/2024

GL NUMBER	DESCRIPTION	2021-22 ACTIVITY	2022-23 ACTIVITY	2023-24 ACTIVITY THRU 06/30/24	2023-24 AMENDED BUDGET	2024-25 MAYOR REC. BUDGET	2024-25 MAYOR REC. AMT CHANGE	2024-25 MAYOR REC. % CHANGE
101-818-780.001	Forestry Supplies	25	500		1,000		(1,000)	(100.00)
101-818-780.005	Grounds Maintenance Supplies	223	237	5,754	14,000	75,000	61,000	435.71
101-818-808.000	PARKS AND NEIGHBORHOOD PROJECTS	1,547	3,690	3,619	49,000	50,000	1,000	2.04
101-818-808.000-KABOOM	PARKS AND NEIGHBORHOOD PROJECTS		2,000					
101-818-818.000	Other Professional Services	9,115	12,302	2,371	11,000	80,000	69,000	627.27
101-818-818.000-MIHLTH	Other Professional Services				150,000	150,000		
101-818-818.006	Contractual Mowing Services	342,840	261,857					
101-818-818.236	PROF. SERVICE - TREE SERVICES	40,495	16,930	17,948	40,000		(40,000)	(100.00)
101-818-822.000	Services-Collected Waste Disposal			600	3,500	3,500		
101-818-851.000	SERVICES - COMMUNICATIONS-TELEPHONE		15					
101-818-852.010	SERVICES - CABLE TV/INTERNET		97					
101-818-914.000	Insurance Property Coverage	7,246	972	12,000	12,000		(12,000)	(100.00)
101-818-921.000	Utilities Electricity	2,080	1,792	1,063	7,000		(7,000)	(100.00)
101-818-922.000	Utilities Water & Sewer	8,281	9,638	6,723	10,500		(10,500)	(100.00)
101-818-931.000	Services - Buildings and Grounds	1,150	2,682	1,525	2,500	10,000	7,500	300.00
101-818-931.002	Services - Ground Maintenance	150		377	2,500	10,000	7,500	300.00
101-818-931.005	SERVICES-LINEAR PARK MAINTENANCE			649	5,000	5,000		
101-818-932.004	Services - Maintenance-Vehicles			1,795	20,000	20,000		
101-818-942.000	Services - Equipment Rentl Non-City	14,543	8,055	17,476	20,000		(20,000)	(100.00)
101-818-957.002	Training Expense		1,280		28,000	28,000		
101-818-962.100	Software Purch-Contrib to IT Dept			5,000				
101-818-977.002	VEHICLES				295,000		(295,000)	(100.00)
Totals for dept 818 - PARKS GROUNDS MAINTENANCE		442,790	522,640	484,363	1,608,831	1,971,878	363,047	22.57
Dept 861 - Retiree Fringes								
101-861-718.002	P&F Pension - City Contribution	2,496,606	3,709,236	3,819,003	4,000,000	3,308,502	(691,498)	(17.29)
Totals for dept 861 - Retiree Fringes		2,496,606	3,709,236	3,819,003	4,000,000	3,308,502	(691,498)	(17.29)
Dept 870 - UNEMPLOYMENT COMPENSATION								
101-870-723.001	Unemployment Compensation	52,455	236,817	(7,291)	50,000		(50,000)	(100.00)
Totals for dept 870 - UNEMPLOYMENT COMPENSATION		52,455	236,817	(7,291)	50,000		(50,000)	(100.00)
Dept 898 - MISCELLANEOUS								
101-898-702.000	Salaries & Wages		2,583					
Totals for dept 898 - MISCELLANEOUS			2,583					
Dept 925 - Debt Service								
101-925-992.084	DEBT SERVICE - OTTAWA_PHOENIX CENTER	294,233	663,700	4,972,735	5,003,935		(5,003,935)	(100.00)
101-925-995.084	INTEREST EXPENSE OTTAWA_PHOENIX	443,865	314,777	186,631	94,543		(94,543)	(100.00)
Totals for dept 925 - Debt Service		738,098	978,477	5,159,366	5,098,478		(5,098,478)	(100.00)
Dept 966 - Transfers To / From Other Funds								
101-966-999.209	TRANSFER OUT TO FUND 209		616,803	616,803	616,803	828,000	211,197	34.24
101-966-999.239	TRANSFER OUT TO FUND 239		219,534	155,043	155,043		(155,043)	(100.00)

05/01/2024

BUDGET REPORT FOR CITY OF PONTIAC

Calculations as of 06/30/2024

GL NUMBER	DESCRIPTION	2021-22 ACTIVITY	2022-23 ACTIVITY	2023-24 ACTIVITY THRU 06/30/24	2023-24 AMENDED BUDGET	2024-25 MAYOR REC. BUDGET	2024-25 MAYOR REC. AMT CHANGE	2024-25 MAYOR REC. % CHANGE
101-966-999.240	TRANSFER OUT TO FUND 240		547,667	195,811	195,811		(195,811)	(100.00)
101-966-999.276	TRANSFER OUT TO FUND 276	1,872,667	2,300,000	2,838,080	2,838,080	1,800,000	(1,038,080)	(36.58)
101-966-999.659	TRANSFER OUT TO FUND 659				1,000,000		(1,000,000)	(100.00)
Totals for dept 966 - Transfers To / From Other Funds		1,872,667	3,684,004	3,805,737	4,805,737	2,628,000	(2,177,737)	(45.32)
TOTAL APPROPRIATIONS		41,769,234	45,019,754	40,199,981	63,057,101	57,344,088	(5,713,013)	(9.06)
NET OF REVENUES/APPROPRIATIONS - FUND 101		1,353,159	16,467,744	10,405,499	(2,674,380)	(2,463,611)	210,769	(7.88)
BEGINNING FUND BALANCE		22,010,230	23,363,387	41,779,551	41,779,551	39,905,171	10,405,499	24.91
FUND BALANCE ADJUSTMENTS			1,948,415				210,769	(7.88)
ENDING FUND BALANCE		23,363,389	41,779,546	52,185,050	39,105,171	37,441,560	10,616,268	27.15

05/01/2024

BUDGET REPORT FOR CITY OF PONTIAC

Calculations as of 06/30/2024

GL NUMBER	DESCRIPTION	2021-22 ACTIVITY	2022-23 ACTIVITY	2023-24 ACTIVITY THRU 06/30/24	2023-24 AMENDED BUDGET	2024-25 MAYOR REC. BUDGET	2024-25 MAYOR REC. AMT CHANGE	2024-25 MAYOR REC. % CHANGE
Fund 202 - MAJOR STREETS								
ESTIMATED REVENUES								
Dept 000								
202-000-528.000	FEDERAL GRANTS OTHER		24,219					
202-000-539.001	STATE GRANT PA-252 ROADS	129,110						
202-000-546.000	STATE GRANT HIGHWAY MAINTENANCE			200,000				
202-000-577.000	State gas & weight	6,371,844	6,634,918	4,624,260	7,024,958	7,024,958		
202-000-665.001	Investments Income	(8,800)	75,869	121,474	128,798	28,798	(100,000)	(77.64)
202-000-686.000	REIMBURSEMENTS	472,206	632,129	13,621		10,000	10,000	
Totals for dept 000 -		6,964,360	7,367,135	4,959,355	7,153,756	7,063,756	(90,000)	(1.26)
Dept 447 - Engineering								
202-447-559.000-MLKBRG	MDOT Gramt			5,000,000				
Totals for dept 447 - Engineering				5,000,000				
TOTAL ESTIMATED REVENUES		6,964,360	7,367,135	9,959,355	7,153,756	7,063,756	(90,000)	(1.26)

05/01/2024

BUDGET REPORT FOR CITY OF PONTIAC

Calculations as of 06/30/2024

GL NUMBER	DESCRIPTION	2021-22 ACTIVITY	2022-23 ACTIVITY	2023-24 ACTIVITY THRU 06/30/24	2023-24 AMENDED BUDGET	2024-25 MAYOR REC. BUDGET	2024-25 MAYOR REC. AMT CHANGE	2024-25 MAYOR REC. % CHANGE
APPROPRIATIONS								
Dept 443 - NONMOTORIZED								
202-443-816.000	Services - Contracted Construction	487,173		22,007	50,000	50,000		
Totals for dept 443 - NONMOTORIZED		487,173		22,007	50,000	50,000		
Dept 458 - PUBLIC WORKS OPERATIONS								
202-458-962.022	101 Admin Allocation-To Other Funds	297,801	298,992	705,374	705,375	726,536	21,161	3.00
202-458-967.010	DPW SUPPORT SERVICES	96,030	96,024	96,024	96,024	98,904	2,880	3.00
Totals for dept 458 - PUBLIC WORKS OPERATIONS		393,831	395,016	801,398	801,399	825,440	24,041	3.00
Dept 463 - Routine Maintenance Roads								
202-463-702.000	Salaries & Wages	163,822	76,326	77,554	259,739	287,441	27,702	10.67
202-463-702.004	Overtime Wages	14,223	8,132	10,368	19,000	20,000	1,000	5.26
202-463-702.008	COVID 19 SALARIES	6,000						
202-463-707.003	CELL PHONE STIPEND	1,047	479	285	3,600	3,870	270	7.50
202-463-715.000	F.I.C.A. - City Contribution	14,774	6,387	6,867	19,870	23,947	4,077	20.52
202-463-716.000	MEDICAL INSURANCE	1,515	4,963	27,226	28,260	43,875	15,615	55.25
202-463-716.011	Optical & Hearing Insurance			1		576	576	
202-463-717.000	Life Insurance	169	55	3,849	4,037	4,488	451	11.17
202-463-718.500	MERS EMPLOYER CONTRIBUTIONS	6,016	1,325	1,369	10,390	22,020	11,630	111.93
202-463-719.000	Workers Compensation Insurance	7,616	3,399	170	1,350	18,720	17,370	1,286.67
202-463-719.001	Dental Insurance	1,002	360	2,342	2,471	3,168	697	28.21
202-463-721.010	Health Care Waiver	10,925	3,617	415	13,580	5,595	(7,985)	(58.80)
202-463-723.001	Unemployment Compensation			340		8,213	8,213	
202-463-725.000	Sick and Vacation Contribution	(832)	1,150	119	2,498	1,106	(1,392)	(55.72)
202-463-749.001	Motor Fuel, Oil & Lubricants	4,116	20,209	9,894	20,000		(20,000)	(100.00)
202-463-749.002	Tools & Supplies		3,828	3,613	10,000	10,000		
202-463-777.005	STREET LIGHT PARTS & SUPPLIES	82,195	56,633	42,640	90,000	100,000	10,000	11.11
202-463-779.003	SURFACE MAINTENANCE - ASPHALT		58,693	24,600	122,299	100,000	(22,299)	(18.23)
202-463-779.005	Surface Maint. - Temporary Asphalt	120,045						
202-463-779.006	Surface Maint. - Permanent Asphalt	23,768						
202-463-779.008	Pavement Markings	75,671	10,925	89,754	145,000	145,000		
202-463-779.009	Other Road Maintenance Supplies	4,293	714		5,000	5,000		
202-463-806.000	Engineering Services	1,087,405	1,628,382	944,635	1,560,000	2,021,242	461,242	29.57
202-463-806.001	STORMWATER SERVICES	421,858	485,293	220,454	300,000	300,000		
202-463-816.000	Services - Contracted Construction	27,835	87,552	167,250	300,000	971,250	671,250	223.75
202-463-818.000	Other Professional Services	2,700	2,478	1,500	5,750	5,750		
202-463-818.001-MIEGLE	PROFESSIONAL SERVICES-WADE TRIM				200,000		(200,000)	(100.00)
202-463-818.006	Contractual Mowing Services	108,538	75,604					
202-463-818.230	PROF. SERV - STREETLIGHT REPAIR	208,814	245,648	174,419	240,000		(240,000)	(100.00)
202-463-818.236	PROF. SERVICE - TREE SERVICES	1,950	26,647	9,930	50,000		(50,000)	(100.00)
202-463-818.257	PROF SERV - GUARDRAILS				20,000		(20,000)	(100.00)

05/01/2024

BUDGET REPORT FOR CITY OF PONTIAC

Calculations as of 06/30/2024

GL NUMBER	DESCRIPTION	2021-22 ACTIVITY	2022-23 ACTIVITY	2023-24 ACTIVITY THRU 06/30/24	2023-24 AMENDED BUDGET	2024-25 MAYOR REC. BUDGET	2024-25 MAYOR REC. AMT CHANGE	2024-25 MAYOR REC. % CHANGE
202-463-818.260	OTHER PROF. SERV. - STREET PATCHING	144,115	80,098	51,460	180,000		(180,000)	(100.00)
202-463-822.000	Services-Collected Waste Disposal		2,924	5,197	21,000	21,000		
202-463-942.000	Services - Equipment Rentl Non-City	54,100	11,152		10,000	10,000		
202-463-943.000	Services - Equip Rentl City-Owned	88,877	68,340	32,692	150,000	175,000	25,000	16.67
202-463-974.074	ROAD CONSTRUCTION	1,138,234	3,998,292	1,964,017	3,900,000	2,337,303	(1,562,697)	(40.07)
202-463-974.074-BLDWIN	ROAD CONSTRUCTION	14,041				399,890	399,890	
202-463-974.074-CENTER	ROAD CONSTRUCTION	230,833						
202-463-974.074-MILL S	ROAD CONSTRUCTION		103,425					
202-463-974.074-MLKSIG	ROAD CONSTRUCTION	14,565				270,320	270,320	
202-463-974.074-WALTON	ROAD CONSTRUCTION	374,501						
202-463-977.002	VEHICLES		97,542		500,000	200,000	(300,000)	(60.00)
Totals for dept 463 - Rountine Maintenance Roads		4,454,731	7,170,572	3,872,960	8,193,844	7,514,774	(679,070)	(8.29)
Dept 478 - Winter Maintenance								
202-478-702.000	Salaries & Wages	51,622	46,979	53,703	173,159	191,627	18,468	10.67
202-478-702.004	Overtime Wages	10,642	5,362	6,911	13,000	13,000		
202-478-707.003	CELL PHONE STIPEND	277	306	190	2,400	2,580	180	7.50
202-478-715.000	F.I.C.A. - City Contribution	4,982	3,950	4,713	13,247	15,939	2,692	20.32
202-478-716.000	MEDICAL INSURANCE	1,258	3,318	18,151	18,840	29,250	10,410	55.25
202-478-716.011	Optical & Hearing Insurance			1		384	384	
202-478-717.000	Life Insurance	169	38	2,567	2,692	2,992	300	11.14
202-478-718.500	MERS EMPLOYER CONTRIBUTIONS	562	791	963	6,927	14,655	7,728	111.56
202-478-719.000	Workers Compensation Insurance	2,843	2,157	113	2,900	12,480	9,580	330.34
202-478-719.001	Dental Insurance	92	227	1,562	1,648	2,112	464	28.16
202-478-721.010	Health Care Waiver	3,050	2,314	276	9,053	3,730	(5,323)	(58.80)
202-478-723.001	Unemployment Compensation			227		5,475	5,475	
202-478-725.000	Sick and Vacation Contribution	(1,405)	767	79	1,665	737	(928)	(55.74)
202-478-749.001	Motor Fuel, Oil & Lubricants		13,608	8,820	28,500		(28,500)	(100.00)
202-478-779.004	SNOW REMOV SUPPLIES	197,889	234,109	124,284	260,000	260,000		
202-478-779.009	Other Road Maintenance Supplies		893		5,000	5,000		
202-478-818.245	PROF. SERV - SNOW REMOVAL	29,041						
202-478-943.000	Services - Equip Rentl City-Owned	133,952	62,471	48,846	50,000	75,000	25,000	50.00
Totals for dept 478 - Winter Maintenance		434,974	377,290	271,406	589,031	634,961	45,930	7.80
Dept 485 - TRAFFIC CONTROL								
202-485-702.000	Salaries & Wages	60,215	9,300					
202-485-702.004	Overtime Wages	10,688	440					
202-485-707.003	CELL PHONE STIPEND	277	18					
202-485-715.000	F.I.C.A. - City Contribution	5,620	746					
202-485-716.000	MEDICAL INSURANCE	2,982	1,182					
202-485-717.000	Life Insurance	169	4					
202-485-718.500	MERS EMPLOYER CONTRIBUTIONS	479	47					
202-485-719.000	Workers Compensation Insurance	3,750	547					
202-485-719.001	Dental Insurance	198	59					

05/01/2024

BUDGET REPORT FOR CITY OF PONTIAC

Calculations as of 06/30/2024

GL NUMBER	DESCRIPTION	2021-22 ACTIVITY	2022-23 ACTIVITY	2023-24 ACTIVITY THRU 06/30/24	2023-24 AMENDED BUDGET	2024-25 MAYOR REC. BUDGET	2024-25 MAYOR REC. AMT CHANGE	2024-25 MAYOR REC. % CHANGE
202-485-721.010	Health Care Waiver	2,834	74					
202-485-725.000	Sick and Vacation Contribution	(2,065)	(485)					
202-485-777.001	Traffic Signals		107,469	59,305	151,000	150,000	(1,000)	(0.66)
202-485-777.002	Traffic Signs		51	15,372	89,000	100,000	11,000	12.36
202-485-818.000	Other Professional Services	138,814						
202-485-818.014	PROF. SERVICES- TRAFFIC CONTROL STUDY	39,136	107,817	9,402	25,000	25,000		
202-485-818.220	PROF. SERV-CN RAILWAY	3,015	18,177		20,000	20,000		
202-485-924.003	Utilities traffic signals	68,553	73,815	61,851	75,000	75,000		
Totals for dept 485 - TRAFFIC CONTROL		334,665	319,261	145,930	360,000	370,000	10,000	2.78
TOTAL APPROPRIATIONS		6,105,374	8,262,139	5,113,701	9,994,274	9,395,175	(599,099)	(5.99)
NET OF REVENUES/APPROPRIATIONS - FUND 202		858,986	(895,004)	4,845,654	(2,840,518)	(2,331,419)	509,099	(17.92)
BEGINNING FUND BALANCE		5,779,721	6,638,712	5,743,709	5,743,709	4,153,191	4,845,654	84.36
FUND BALANCE ADJUSTMENTS			2				509,099	(17.92)
ENDING FUND BALANCE		6,638,707	5,743,710	10,589,363	2,903,191	1,821,772	5,354,753	184.44

05/01/2024

BUDGET REPORT FOR CITY OF PONTIAC

Calculations as of 06/30/2024

GL NUMBER	DESCRIPTION	2021-22 ACTIVITY	2022-23 ACTIVITY	2023-24 ACTIVITY THRU 06/30/24	2023-24 AMENDED BUDGET	2024-25 MAYOR REC. BUDGET	2024-25 MAYOR REC. AMT CHANGE	2024-25 MAYOR REC. % CHANGE
Fund 203 - Local Streets								
ESTIMATED REVENUES								
Dept 000								
203-000-577.000	State gas & weight	1,934,303	2,015,827	1,406,829	2,132,569	2,132,569		
203-000-665.001	Investments Income	(7,846)	55,865	12,011	6,299	6,299		
203-000-671.000	MISCELLANEOUS REVENUE		158					
Totals for dept 000 -		1,926,457	2,071,850	1,418,840	2,138,868	2,138,868		
TOTAL ESTIMATED REVENUES		1,926,457	2,071,850	1,418,840	2,138,868	2,138,868		

05/01/2024

BUDGET REPORT FOR CITY OF PONTIAC

Calculations as of 06/30/2024

GL NUMBER	DESCRIPTION	2021-22 ACTIVITY	2022-23 ACTIVITY	2023-24 ACTIVITY THRU 06/30/24	2023-24 AMENDED BUDGET	2024-25 MAYOR REC. BUDGET	2024-25 MAYOR REC. AMT CHANGE	2024-25 MAYOR REC. % CHANGE
APPROPRIATIONS								
Dept 443 - NONMOTORIZED								
203-443-816.000	Services - Contracted Construction		127,200	105,793	150,000	150,000		
203-443-974.009	Sidewalks	221,209						
Totals for dept 443 - NONMOTORIZED		221,209	127,200	105,793	150,000	150,000		
Dept 458 - PUBLIC WORKS OPERATIONS								
203-458-962.022	101 Admin Allocation-To Other Funds	145,149	142,992	213,886	213,886	220,302	6,416	3.00
203-458-967.010	DPW SUPPORT SERVICES	34,343	34,992	34,992	34,992	36,750	1,758	5.02
Totals for dept 458 - PUBLIC WORKS OPERATIONS		179,492	177,984	248,878	248,878	257,052	8,174	3.28
Dept 463 - Routine Maintenance Roads								
203-463-702.000	Salaries & Wages	53,003	70,899	77,553	229,739	287,441	57,702	25.12
203-463-702.004	Overtime Wages	9,962	7,983	10,367	19,000	20,000	1,000	5.26
203-463-702.008	COVID 19 SALARIES	1,359						
203-463-707.003	CELL PHONE STIPEND	415	476	285	3,600	3,870	270	7.50
203-463-715.000	F.I.C.A. - City Contribution	5,103	5,952	6,866	19,870	23,947	4,077	20.52
203-463-716.000	MEDICAL INSURANCE	2,064	5,039	27,226	28,260	43,875	15,615	55.25
203-463-716.011	Optical & Hearing Insurance			1		576	576	
203-463-717.000	Life Insurance	169	55	3,849	4,037	4,488	451	11.17
203-463-718.500	MERS EMPLOYER CONTRIBUTIONS	720	1,210	1,369	10,390	22,020	11,630	111.93
203-463-719.000	Workers Compensation Insurance	2,539	3,192	170	4,350	18,720	14,370	330.34
203-463-719.001	Dental Insurance	92	340	2,342	2,471	3,168	697	28.21
203-463-721.010	Health Care Waiver	2,538	3,419	414	13,580	5,595	(7,985)	(58.80)
203-463-723.001	Unemployment Compensation			340		8,213	8,213	
203-463-725.000	Sick and Vacation Contribution	(832)	1,150	119	2,498	1,106	(1,392)	(55.72)
203-463-749.001	Motor Fuel, Oil & Lubricants	21,203	17,095	19,864	20,000		(20,000)	(100.00)
203-463-749.002	Tools & Supplies	7,417	6,452	3,768	10,000	10,000		
203-463-777.005	STREET LIGHT PARTS & SUPPLIES	6,006	3,047	4,167	10,000	15,000	5,000	50.00
203-463-779.003	SURFACE MAINTENANCE - ASPHALT			35,396	55,000	25,000	(30,000)	(54.55)
203-463-779.005	Surface Maint. - Temporary Asphalt	44,848	14,116	2,827	6,531		(6,531)	(100.00)
203-463-779.006	Surface Maint. - Permanent Asphalt	18,283	30,282		1,143		(1,143)	(100.00)
203-463-806.000	Engineering Services	245,760	105,824	29,417	80,000	145,200	65,200	81.50
203-463-806.001	STORMWATER SERVICES	272,379	190,128	79,954	162,000	100,000	(62,000)	(38.27)
203-463-806.001-MIEGLE	STORMWATER SERVICES - Local Match				75,000		(75,000)	(100.00)
203-463-806.002	ASSET MANAGEMENT				20,000	40,000	20,000	100.00
203-463-816.000	Services - Contracted Construction	36,287	126,973	92,191	138,000	276,250	138,250	100.18
203-463-818.000	Other Professional Services	4,703	2,768	10,676	20,500	20,500		
203-463-818.006	Contractual Mowing Services	36,369	28,354					
203-463-818.230	PROF. SERV - STREETLIGHT REPAIR	35,667	12,012	15,729	10,000		(10,000)	(100.00)
203-463-818.235	PROF. SERV - STREET SIGNS CONTRACTOR		10,800					
203-463-818.236	PROF. SERVICE - TREE SERVICES	38,023	83,561	119,195	149,500		(149,500)	(100.00)

05/01/2024

BUDGET REPORT FOR CITY OF PONTIAC

Calculations as of 06/30/2024

GL NUMBER	DESCRIPTION	2021-22 ACTIVITY	2022-23 ACTIVITY	2023-24 ACTIVITY THRU 06/30/24	2023-24 AMENDED BUDGET	2024-25 MAYOR REC. BUDGET	2024-25 MAYOR REC. AMT CHANGE	2024-25 MAYOR REC. % CHANGE
203-463-818.257	PROF SERV - GUARDRAILS		8,086		20,000		(20,000)	(100.00)
203-463-818.260	OTHER PROF. SERV. - STREET PATCHING	56,437	74,046	32,613	90,500		(90,500)	(100.00)
203-463-822.000	Services-Collected Waste Disposal	37,067	15,743	16,951	30,000	30,000		
203-463-942.000	Services - Equipment Rentl Non-City	36,598	20,121	209	10,000	10,000		
203-463-943.000	Services - Equip Rentl City-Owned	128,888	159,069	132,583	150,000	175,000	25,000	16.67
203-463-974.074	ROAD CONSTRUCTION	879,022	662,364	399,814	500,000		(500,000)	(100.00)
Totals for dept 463 - Rountine Maintenance Roads		1,982,089	1,670,556	1,126,255	1,895,969	1,289,969	(606,000)	(31.96)
Dept 478 - Winter Maintenance								
203-478-702.000	Salaries & Wages	41,025	46,873	51,704	173,159	191,627	18,468	10.67
203-478-702.004	Overtime Wages	8,910	5,353	6,912	13,000	13,000		
203-478-702.008	COVID 19 SALARIES	1,996						
203-478-707.003	CELL PHONE STIPEND	345	303	190	2,400	2,580	180	7.50
203-478-715.000	F.I.C.A. - City Contribution	4,178	3,940	4,578	13,247	15,939	2,692	20.32
203-478-716.000	MEDICAL INSURANCE	1,258	3,318	18,151	18,840	29,250	10,410	55.25
203-478-716.011	Optical & Hearing Insurance			1		384	384	
203-478-717.000	Life Insurance	169	38	2,567	2,692	2,992	300	11.14
203-478-718.500	MERS EMPLOYER CONTRIBUTIONS	386	791	913	6,927	14,655	7,728	111.56
203-478-719.000	Workers Compensation Insurance	2,539	2,147	113	2,900	12,480	9,580	330.34
203-478-719.001	Dental Insurance	92	227	1,562	1,648	2,112	464	28.16
203-478-721.010	Health Care Waiver	2,724	2,300	276	9,053	3,730	(5,323)	(58.80)
203-478-723.001	Unemployment Compensation			227		5,475	5,475	
203-478-725.000	Sick and Vacation Contribution	(1,405)	767	80	1,665	737	(928)	(55.74)
203-478-749.001	Motor Fuel, Oil & Lubricants	32,176		2,201	20,000	20,000		
203-478-749.002	Tools & Supplies			1,132	5,000	5,000		
203-478-779.004	SNOW REMOV SUPPLIES	43,064	67,673	11,558	100,000	15,000	(85,000)	(85.00)
203-478-818.245	PROF. SERV - SNOW REMOVAL	138,587	137					
203-478-943.000	Services - Equip Rentl City-Owned	54,232	19,364	30,153	50,000	50,000		
Totals for dept 478 - Winter Maintenance		330,276	153,231	132,318	420,531	384,961	(35,570)	(8.46)
Dept 485 - TRAFFIC CONTROL								
203-485-777.002	Traffic Signs					100,000	100,000	
203-485-818.235	PROF. SERV - STREET SIGNS CONTRACTOR	65,448	60,368	38,958	100,000		(100,000)	(100.00)
Totals for dept 485 - TRAFFIC CONTROL		65,448	60,368	38,958	100,000	100,000		
TOTAL APPROPRIATIONS		2,778,514	2,189,339	1,652,202	2,815,378	2,181,982	(633,396)	(22.50)
NET OF REVENUES/APPROPRIATIONS - FUND 203		(852,057)	(117,489)	(233,362)	(676,510)	(43,114)	633,396	(93.63)
BEGINNING FUND BALANCE		2,712,823	1,860,769	1,743,279	1,743,279	1,066,769	(233,362)	(13.39)
FUND BALANCE ADJUSTMENTS			(3)				633,396	(93.63)
ENDING FUND BALANCE		1,860,766	1,743,277	1,509,917	1,066,769	1,023,655	400,034	37.50

05/01/2024

BUDGET REPORT FOR CITY OF PONTIAC

Calculations as of 06/30/2024

GL NUMBER	DESCRIPTION	2021-22 ACTIVITY	2022-23 ACTIVITY	2023-24 ACTIVITY THRU 06/30/24	2023-24 AMENDED BUDGET	2024-25 MAYOR REC. BUDGET	2024-25 MAYOR REC. AMT CHANGE	2024-25 MAYOR REC. % CHANGE
Fund 208 - YOUTH RECREATION MILLAGE								
ESTIMATED REVENUES								
Dept 000								
208-000-402.000	CURRENT REAL PROPERTY TAXES		859,334	1,256,394	1,233,901	1,233,901		
208-000-403.000	Current Property taxes	558,668						
208-000-403.002	Property Tax Chargebacks	1,946	(9,766)	(149)				
208-000-410.000	CURRENT PERSONAL PROPERTY TAXES		344,648	355,212	323,583	355,300	31,717	9.80
208-000-411.000	DELINQUENT REAL PROPERTY TAXES		157,909		48,145	48,145		
208-000-412.000	DELINQUENT PERSONAL PROPERTY		2,729	2,082	16,179	200	(15,979)	(98.76)
208-000-416.000	TAX INCREMENT FINANCE (TIF) CAPTURE			(271,553)	(271,000)	(271,000)		
208-000-433.000	COMMERCIAL FACILITIES TAX		3,003	3,003	3,003	3,003		
208-000-437.000	INDUSTRIAL FACILITY TAX		3,978	10,078	3,978	10,100	6,122	153.90
208-000-532.000-UWOCST	Federal grants others		98,125	49,063	353,773	304,710	(49,063)	(13.87)
208-000-573.000	LOCAL COMMUNITY STABILIZATION SHARE	66,295	35,529	14,834	66,295	135,000	68,705	103.64
208-000-651.006	CITY EVENTS			1,500		15,742	15,742	
208-000-671.208	WILLIAMS INT EDUCATIONAL FUND	70,000				82,606	82,606	
208-000-671.208-WILIAM	WILLIAMS INT EDUCATIONAL FUND				380,000	380,000		
Totals for dept 000 -		696,909	1,495,489	1,420,464	2,157,857	2,297,707	139,850	6.48
TOTAL ESTIMATED REVENUES		696,909	1,495,489	1,420,464	2,157,857	2,297,707	139,850	6.48

05/01/2024

BUDGET REPORT FOR CITY OF PONTIAC

Calculations as of 06/30/2024

GL NUMBER	DESCRIPTION	2021-22 ACTIVITY	2022-23 ACTIVITY	2023-24 ACTIVITY THRU 06/30/24	2023-24 AMENDED BUDGET	2024-25 MAYOR REC. BUDGET	2024-25 MAYOR REC. AMT CHANGE	2024-25 MAYOR REC. % CHANGE
APPROPRIATIONS								
Dept 756 - RECREATION FACILITY								
208-756-702.000	Salaries & Wages	58,425	111,498	224,779	357,781	184,000	(173,781)	(48.57)
208-756-702.000-UWOCST	Salaries & Wages		23,122		135,000	135,000		
208-756-702.004	Overtime Wages		517	9,689		20,000	20,000	
208-756-702.008	COVID 19 SALARIES	2,000						
208-756-707.003	CELL PHONE STIPEND	200		450	1,200	1,200		
208-756-715.000	F.I.C.A. - City Contribution	4,054	6,597	18,532	27,371	15,606	(11,765)	(42.98)
208-756-716.000	MEDICAL INSURANCE	2,669	4,598	35,099	35,325	22,500	(12,825)	(36.31)
208-756-716.011	Optical & Hearing Insurance			2		240	240	
208-756-717.000	Life Insurance			2,766	2,784	1,870	(914)	(32.83)
208-756-718.500	MERS EMPLOYER CONTRIBUTIONS	327	209	65	6,752	13,489	6,737	99.78
208-756-719.000	Workers Compensation Insurance	182	2,540	1,192	3,000	7,800	4,800	160.00
208-756-719.001	Dental Insurance	195	264	1,693	1,704	1,320	(384)	(22.54)
208-756-723.001	Unemployment Compensation			4,557		3,422	3,422	
208-756-725.000	Sick and Vacation Contribution	349	3,369	137	1,623	612	(1,011)	(62.29)
208-756-727.000	Office Supplies	490		51	5,000	1,000	(4,000)	(80.00)
208-756-731.003	COMPUTER EQUIPMENT	1,462		1,687	35,000		(35,000)	(100.00)
208-756-745.000	Recreation Supplies	1,799		15,867	75,000	25,000	(50,000)	(66.67)
208-756-745.000-UWOCST	Recreation Supplies		1,758		15,742	15,742		
208-756-745.003	CITY EVENTS			74,278	75,000	45,000	(30,000)	(40.00)
208-756-749.001	Motor Fuel, Oil & Lubricants				10,000		(10,000)	(100.00)
208-756-776.001	Janitorial Supplies	769						
208-756-776.002	Building Maintenance Supplies	341						
208-756-779.020	PROGRAMMING	10,944	50,682	245,778	275,000	200,000	(75,000)	(27.27)
208-756-779.020-TUTORS	PROGRAMMING			35,650	100,000	100,000		
208-756-779.020-UWOCST	PROGRAMMING		106,029	32,317	82,606	82,606		
208-756-809.001	COVID 19 EXPENDITURES	118						
208-756-818.000	Other Professional Services	57,183	154,326	105,908	175,742	25,000	(150,742)	(85.77)
208-756-818.006	Contractual Mowing Services	1,260						
208-756-818.037	CONTRACTUAL JANITORIAL SERVICES	16,121						
208-756-819.000-UWOCST	Contractual Temp/PT Labor		13,389	2,800	64,250	20,000	(44,250)	(68.87)
208-756-820.008	Services - Security Alarm Systems	209						
208-756-851.000	SERVICES - COMMUNICATIONS-TELEPHONE	3,421	88		5,470	5,470		
208-756-852.010	SERVICES - CABLE TV/INTERNET	1,652	195		2,635	2,635		
208-756-863.000	FIELD TRIPS			10,528	15,000	15,000		
208-756-901.000	Printing and Bindery Service	8,855	10,946	128	25,000	15,000	(10,000)	(40.00)
208-756-914.000	Insurance Property Coverage	50,088	33,096	34,751	34,751	20,915	(13,836)	(39.81)
208-756-921.000	Utilities Electricity	6,629			9,279	9,279		
208-756-922.000	Utilities Water & Sewer	11,515						
208-756-923.000	Utilities Gas Heat	92						
208-756-931.001	Services - Building Maintenance	147						

05/01/2024

BUDGET REPORT FOR CITY OF PONTIAC

Calculations as of 06/30/2024

GL NUMBER	DESCRIPTION	2021-22 ACTIVITY	2022-23 ACTIVITY	2023-24 ACTIVITY THRU 06/30/24	2023-24 AMENDED BUDGET	2024-25 MAYOR REC. BUDGET	2024-25 MAYOR REC. AMT CHANGE	2024-25 MAYOR REC. % CHANGE
208-756-941.000	Services - Building & Land Rental	187,280	25,000			25,675	25,675	
208-756-941.000-UWOCST	Services - Building & Land Rental		13,125	17,200	25,675	25,675		
208-756-942.001	Copier Lease	1,435	1,435	1,196	2,520	2,520		
208-756-942.002	COPIER SUPPLIES	56	29	24				
208-756-943.000	Services - Equip Rentl City-Owned	3,549	101					
208-756-957.002-UWOCST	Training Expense		420	1,320	5,500	8,000	2,500	45.45
208-756-962.022	101 Admin Allocation-To Other Funds	10,000	9,996	215,784	215,785	222,258	6,473	3.00
208-756-977.008-UWOCST	Special Equipment		6,355		25,000	17,687	(7,313)	(29.25)
208-756-977.011	Computer Equipment			6,800	35,000		(35,000)	(100.00)
Totals for dept 756 - RECREATION FACILITY		443,816	579,684	1,101,028	1,887,495	1,291,521	(595,974)	(31.57)
Dept 774 - CITY EVENTS								
208-774-745.003	CITY EVENTS	773						
Totals for dept 774 - CITY EVENTS		773						
Dept 775 - YOUTH SPORTS								
208-775-702.000	Salaries & Wages	103,230	70,543					
208-775-702.004	Overtime Wages		162					
208-775-702.008	COVID 19 SALARIES	5,489						
208-775-715.000	F.I.C.A. - City Contribution	8,116	5,380					
208-775-716.000	MEDICAL INSURANCE		4,598					
208-775-718.500	MERS EMPLOYER CONTRIBUTIONS		120					
208-775-719.000	Workers Compensation Insurance	2,957	2,561					
208-775-719.001	Dental Insurance		264					
208-775-725.000	Sick and Vacation Contribution	349	(349)					
208-775-741.000	Awards & Trophies	143						
208-775-743.000	Uniforms	552						
208-775-745.000	Recreation Supplies	460	12,663		20		(20)	(100.00)
208-775-819.000	Contractual Temp/PT Labor	3,420	9,845					
Totals for dept 775 - YOUTH SPORTS		124,716	105,787		20		(20)	(100.00)
TOTAL APPROPRIATIONS		569,305	685,471	1,101,028	1,887,515	1,291,521	(595,994)	(31.58)
NET OF REVENUES/APPROPRIATIONS - FUND 208		127,604	810,018	319,436	270,342	1,006,186	735,844	272.19
BEGINNING FUND BALANCE		819,690	947,297	1,757,311	1,757,311	2,027,653	319,436	18.18
FUND BALANCE ADJUSTMENTS			(2)				735,844	272.19
ENDING FUND BALANCE		947,294	1,757,313	2,076,747	2,027,653	3,033,839	1,055,280	52.04

05/01/2024

BUDGET REPORT FOR CITY OF PONTIAC

Calculations as of 06/30/2024

GL NUMBER	DESCRIPTION	2021-22 ACTIVITY	2022-23 ACTIVITY	2023-24 ACTIVITY THRU 06/30/24	2023-24 AMENDED BUDGET	2024-25 MAYOR REC. BUDGET	2024-25 MAYOR REC. AMT CHANGE	2024-25 MAYOR REC. % CHANGE
Fund 209 - Cemetery Fund								
ESTIMATED REVENUES								
Dept 000								
209-000-644.001	Graves	30,002	7,137					
209-000-686.002	REIMBURSEMENTS - PREPAID CEMETERY		25,437					
209-000-699.101	TRANSFER IN FROM FUND 101		616,803	616,803	616,803	828,000	211,197	34.24
Totals for dept 000 -		30,002	649,377	616,803	616,803	828,000	211,197	34.24
TOTAL ESTIMATED REVENUES		30,002	649,377	616,803	616,803	828,000	211,197	34.24

05/01/2024

BUDGET REPORT FOR CITY OF PONTIAC

Calculations as of 06/30/2024

GL NUMBER	DESCRIPTION	2021-22 ACTIVITY	2022-23 ACTIVITY	2023-24 ACTIVITY THRU 06/30/24	2023-24 AMENDED BUDGET	2024-25 MAYOR REC. BUDGET	2024-25 MAYOR REC. AMT CHANGE	2024-25 MAYOR REC. % CHANGE
APPROPRIATIONS								
Dept 273 - Cemetery Ottawa Park								
209-273-702.000	Salaries & Wages	39,711	18,056	19,959	63,538	78,333	14,795	23.29
209-273-702.004	Overtime Wages	9,090	2,376	2,786	8,000	8,000		
209-273-707.003	CELL PHONE STIPEND	215	116	63	837	1,620	783	93.55
209-273-715.000	F.I.C.A. - City Contribution	3,875	1,535	1,776	4,864	6,733	1,869	38.43
209-273-716.000	MEDICAL INSURANCE	1,258	1,200	7,789	8,125	11,475	3,350	41.23
209-273-716.011	Optical & Hearing Insurance					158	158	
209-273-717.000	Life Insurance	169	32	957	1,003	1,234	231	23.03
209-273-718.500	MERS EMPLOYER CONTRIBUTIONS	397	274	322	2,521	6,203	3,682	146.05
209-273-719.000	Workers Compensation Insurance	2,449	997	45	1,080	5,148	4,068	376.67
209-273-719.001	Dental Insurance	92	76	583	614	871	257	41.86
209-273-721.010	Health Care Waiver	2,105	822	97	2,716	1,675	(1,041)	(38.33)
209-273-723.001	Unemployment Compensation			100		2,259	2,259	
209-273-725.000	Sick and Vacation Contribution	(1,469)	426	30	606	301	(305)	(50.33)
209-273-749.002	Tools & Supplies				5,000		(5,000)	(100.00)
209-273-749.005	Equipment Maintenance Supplies	1,111	4,449		10,000		(10,000)	(100.00)
209-273-776.002	Building Maintenance Supplies	2,431	1,913	3,516	5,000	5,000		
209-273-780.005	Grounds Maintenance Supplies	1,138	3,658	2,170	10,000	10,000		
209-273-818.000	Other Professional Services	4,574	10,599	54,363	110,000	70,000	(40,000)	(36.36)
209-273-818.002	PROFESSIONAL SERVICES - COVENANT	16,300	12,614	18,750	21,500	21,500		
209-273-818.003	PROFESSIONAL SERVICES - TECHNISERVE	3,245	3,312	554	3,500	1,500	(2,000)	(57.14)
209-273-818.005	Equipment Towing Charges	125		100	500	500		
209-273-820.008	Services - Security Alarm Systems	2,710	2,729	3,123	3,900	3,900		
209-273-852.010	SERVICES - CABLE TV/INTERNET	2,136	2,371	1,448	2,130	2,130		
209-273-914.000	Insurance Property Coverage	1,867	1,320			8,784	8,784	
209-273-921.000	Utilities Electricity	13,219	14,020	14,770	13,240	13,240		
209-273-923.000	Utilities Gas Heat	2,804	3,326	2,057	2,700	2,700		
209-273-931.001	Services - Building Maintenance	9,689	19,569	11,804	135,000	135,000		
209-273-932.004	Services - Maintenance-Vehicles	1,237	208		10,000	10,000		
209-273-942.000	Services - Equipment Rentl Non-City				5,000	5,000		
209-273-943.000	Services - Equip Rentl City-Owned	5,686	4,008	1,850	5,000	5,000		
Totals for dept 273 - Cemetery Ottawa Park		126,164	110,006	149,012	436,374	418,264	(18,110)	(4.15)
Dept 276 - Cemetery Oak Hill								
209-276-702.000	Salaries & Wages	36,815	12,182	13,306	42,359	52,222	9,863	23.28
209-276-702.004	Overtime Wages	8,393	1,600	1,857	8,000	8,000		
209-276-707.003	CELL PHONE STIPEND	183	80	42	558	1,080	522	93.55
209-276-715.000	F.I.C.A. - City Contribution	3,569	1,040	1,184	3,241	4,692	1,451	44.77
209-276-716.000	MEDICAL INSURANCE	1,258	806	5,193	5,417	7,650	2,233	41.22
209-276-716.011	Optical & Hearing Insurance					106	106	
209-276-717.000	Life Insurance	169	23	639	669	823	154	23.02

05/01/2024

BUDGET REPORT FOR CITY OF PONTIAC

Calculations as of 06/30/2024

GL NUMBER	DESCRIPTION	2021-22	2022-23	2023-24	2023-24	2024-25	2024-25	2024-25
		ACTIVITY	ACTIVITY	ACTIVITY THRU 06/30/24	AMENDED BUDGET	MAYOR REC. BUDGET	MAYOR REC. AMT CHANGE	MAYOR REC. % CHANGE
209-276-718.500	MERS EMPLOYER CONTRIBUTIONS	402	184	215	1,681	4,337	2,656	158.00
209-276-719.000	Workers Compensation Insurance	2,144	674	30	720	3,432	2,712	376.67
209-276-719.001	Dental Insurance	92	52	388	409	581	172	42.05
209-276-721.010	Health Care Waiver	1,725	554	65	1,811	1,117	(694)	(38.32)
209-276-723.001	Unemployment Compensation			67		1,506	1,506	
209-276-725.000	Sick and Vacation Contribution	(1,770)	284	20	404	201	(203)	(50.25)
209-276-749.002	Tools & Supplies	182	154	381	5,000	5,000		
209-276-749.005	Equipment Maintenance Supplies	426	2,334	129	10,000	10,000		
209-276-776.002	Building Maintenance Supplies	1,538	1,167	1,094	10,000	10,000		
209-276-780.005	Grounds Maintenance Supplies	2,787	3,712	1,501	10,000	10,000		
209-276-818.000	Other Professional Services	37,192	20,871	41,115	50,000	50,000		
209-276-818.002	PROFESSIONAL SERVICES - COVENANT	77,500	72,500	56,250	94,500	94,500		
209-276-818.003	PROFESSIONAL SERVICES - TECHNISERVE	3,245	3,312	554	4,000	4,000		
209-276-818.005	Equipment Towing Charges	250			500	500		
209-276-820.008	Services - Security Alarm Systems	926	1,126	1,061	1,250	1,250		
209-276-851.000	SERVICES - COMMUNICATIONS-TELEPHONE	535	322		550	550		
209-276-852.010	SERVICES - CABLE TV/INTERNET	567	351		590	590		
209-276-914.000	Insurance Property Coverage	993	864	862	862	5,856	4,994	579.35
209-276-921.000	Utilities Electricity	1,944	542	408	10,000	10,000		
209-276-922.000	Utilities Water & Sewer	2,798	3,153	3,936	8,019	8,019		
209-276-923.000	Utilities Gas Heat	2,676	2,023	1,691	4,535	4,535		
209-276-931.001	Services - Building Maintenance		6,353	9,429	25,000	25,000		
209-276-932.004	Services - Maintenance-Vehicles	88	475	650	10,000	10,000		
209-276-942.000	Services - Equipment Rentl Non-City	1,435	1,080	1,000	5,000	5,000		
209-276-943.000	Services - Equip Rentl City-Owned	3,047	2,547	230	5,000	5,000		
Totals for dept 276 - Cemetery Oak Hill		191,109	140,365	143,297	320,075	345,547	25,472	7.96
TOTAL APPROPRIATIONS		317,273	250,371	292,309	756,449	763,811	7,362	0.97
NET OF REVENUES/APPROPRIATIONS - FUND 209		(287,271)	399,006	324,494	(139,646)	64,189	203,835	(145.97)
BEGINNING FUND BALANCE		(539,535)	(826,803)	(427,800)	(427,800)	(317,446)	324,494	(75.85)
ENDING FUND BALANCE		(826,806)	(427,797)	(103,306)	(567,446)	(253,257)	528,329	(93.11)

05/01/2024

BUDGET REPORT FOR CITY OF PONTIAC

Calculations as of 06/30/2024

GL NUMBER	DESCRIPTION	2021-22 ACTIVITY	2022-23 ACTIVITY	2023-24 ACTIVITY THRU 06/30/24	2023-24 AMENDED BUDGET	2024-25 MAYOR REC. BUDGET	2024-25 MAYOR REC. AMT CHANGE	2024-25 MAYOR REC. % CHANGE
Fund 212 - Senior Activities Millage								
ESTIMATED REVENUES								
Dept 000								
212-000-402.000	CURRENT REAL PROPERTY TAXES		272,709	420,430	414,135	414,135		
212-000-403.002	Property Tax Chargebacks		(1,507)	(53)				
212-000-403.073	PROPERTY TAX CHARGEBACKS - PETERSON	744	(1,108)					
212-000-403.074	PROPERTY TAX CHARGEBACKS - BOWEN	744	(1,108)					
212-000-403.703	CURRENT PROPERTY TAXES - PETERSON	183,551	(30)					
212-000-403.704	CURRENT PROPERTY TAXES - BOWEN	183,551	(30)					
212-000-410.000	CURRENT PERSONAL PROPERTY TAXES		114,866	118,453	107,846	118,500	10,654	9.88
212-000-411.000	DELINQUENT REAL PROPERTY TAXES		68,683		16,156	16,156		
212-000-412.000	DELINQUENT PERSONAL PROPERTY		1,776	(50,870)	5,392	1,750	(3,642)	(67.54)
212-000-416.000	TAX INCREMENT FINANCE (TIF) CAPTURE			(90,497)	(91,000)	(91,000)		
212-000-433.000	COMMERCIAL FACILITIES TAX		1,001	1,001	1,001	1,001		
212-000-437.000	INDUSTRIAL FACILITY TAX		1,326	3,359	1,325	3,375	2,050	154.72
212-000-532.000-OCSCMG	Federal grants others		160,354	133,646	133,646		(133,646)	(100.00)
212-000-573.000	LOCAL COMMUNITY STABILIZATION SHARE	35,286	14,715	4,944	35,286	11,000	(24,286)	(68.83)
212-000-665.001	Investments Income	(6,423)	16,080	141				
212-000-669.703	RENTALS - PETERSON CENTER		6,960	7,485		7,500	7,500	
212-000-669.704	RENTALS - BOWEN CENTER		9,790	11,885		11,500	11,500	
212-000-675.000	Contribution From Private Source		300			2,692	2,692	
212-000-675.000-LOWESH	Contribution From Private Source			160,000	200,000		(200,000)	(100.00)
Totals for dept 000 -		397,453	664,777	719,924	823,787	496,609	(327,178)	(39.72)
TOTAL ESTIMATED REVENUES		397,453	664,777	719,924	823,787	496,609	(327,178)	(39.72)

05/01/2024

BUDGET REPORT FOR CITY OF PONTIAC

Calculations as of 06/30/2024

GL NUMBER	DESCRIPTION	2021-22	2022-23	2023-24	2023-24	2024-25	2024-25	2024-25
		ACTIVITY	ACTIVITY	ACTIVITY	AMENDED	MAYOR REC.	MAYOR REC.	MAYOR REC.
				THRU 06/30/24	BUDGET	BUDGET	AMT CHANGE	% CHANGE
APPROPRIATIONS								
Dept 813 - Ruth Peterson Senior Citizen Center								
212-813-702.000	Salaries & Wages	101,661	118,500					
212-813-702.004	Overtime Wages	7,623	19,448					
212-813-702.008	COVID 19 SALARIES	5,082						
212-813-702.100	MAINTENANCE WAGES		4,015					
212-813-707.003	CELL PHONE STIPEND		131					
212-813-715.000	F.I.C.A. - City Contribution	8,576	6,105					
212-813-716.000	MEDICAL INSURANCE	13,429	8,650					
212-813-717.000	Life Insurance		99					
212-813-718.500	MERS EMPLOYER CONTRIBUTIONS	390	627					
212-813-719.000	Workers Compensation Insurance	333	550					
212-813-719.001	Dental Insurance	458	241					
212-813-721.010	Health Care Waiver	2,840	1,975					
212-813-725.000	Sick and Vacation Contribution	2,541	5,840					
212-813-727.000	Office Supplies	223	58					
212-813-745.000	Recreation Supplies	1,008	782					
212-813-776.001	Janitorial Supplies	1,031	1,245					
212-813-776.002	Building Maintenance Supplies	2,178	1,222					
212-813-776.003	Bldg. Equipment Maint. Supplies	716	93					
212-813-779.004	SNOW REMOV SUPPLIES		420					
212-813-809.001	COVID 19 EXPENDITURES	431	1,384					
212-813-818.000	Other Professional Services	3,281	293					
212-813-818.000-LOWESH	Other Professional Services				37,308		(37,308)	(100.00)
212-813-818.000-OCSCMG	Other Professional Services		76,970	26,327	26,327		(26,327)	(100.00)
212-813-818.006	Contractual Mowing Services	512	410					
212-813-818.037	CONTRACTUAL JANITORIAL SERVICES	19,504	17,472					
212-813-818.245	PROF. SERV - SNOW REMOVAL	6,906	1,417					
212-813-820.008	Services - Security Alarm Systems	762	916					
212-813-851.000	SERVICES - COMMUNICATIONS-TELEPHONE	2,304	2,215					
212-813-852.010	SERVICES - CABLE TV/INTERNET	6,636	7,057					
212-813-864.000	Truck & Bus Rental		400					
212-813-914.000	Insurance Property Coverage	14,083	20,136					
212-813-921.000	Utilities Electricity	7,372	8,235					
212-813-922.000	Utilities Water & Sewer	4,296	3,966					
212-813-923.000	Utilities Gas Heat	7,165	7,509					
212-813-931.001	Services - Building Maintenance	9,495	5,542					
212-813-931.003	Services - Building Equip Maint	350	118					
212-813-932.008	Services - Maintenance-Fire Exting	80						
212-813-942.000	Services - Equipment Rentl Non-City	2	1					
212-813-942.001	Copier Lease	1,475	1,459					
212-813-943.000	SERVICES - EQUIP RENTL CITY-OWNED	3,180	2,649					

05/01/2024

BUDGET REPORT FOR CITY OF PONTIAC

Calculations as of 06/30/2024

GL NUMBER	DESCRIPTION	2021-22 ACTIVITY	2022-23 ACTIVITY	2023-24 ACTIVITY THRU 06/30/24	2023-24 AMENDED BUDGET	2024-25 MAYOR REC. BUDGET	2024-25 MAYOR REC. AMT CHANGE	2024-25 MAYOR REC. % CHANGE
212-813-962.022	101 Admin Allocation-To Other Funds	24,930	24,996					
212-813-967.010	DPW SUPPORT SERVICES	5,054	5,100					
212-813-976.001-LOWESH	BUILDING ADDITIONS & IMPROVEMENTS			70,000	70,792		(70,792)	(100.00)
212-813-976.001-OCSCMG	BUILDING ADDITIONS & IMPROVEMENTS			107,319	107,319		(107,319)	(100.00)
212-813-977.008-LOWESH	Special Equipment			24,745	91,900		(91,900)	(100.00)
Totals for dept 813 - Ruth Peterson Senior Citizen Center		265,907	358,246	228,391	333,646		(333,646)	(100.00)
Dept 814 - BOWENS SENIOR CITIZEN CENTER								
212-814-702.000	Salaries & Wages	34,337	59,617					
212-814-702.004	Overtime Wages	2,856	7,452					
212-814-702.008	COVID 19 SALARIES	2,000						
212-814-702.100	MAINTENANCE WAGES		4,015					
212-814-707.003	CELL PHONE STIPEND		85					
212-814-715.000	F.I.C.A. - City Contribution	3,227	3,895					
212-814-716.000	MEDICAL INSURANCE		8,344					
212-814-717.000	Life Insurance		59					
212-814-718.500	MERS EMPLOYER CONTRIBUTIONS		219					
212-814-719.000	Workers Compensation Insurance	120	545					
212-814-719.001	Dental Insurance		230					
212-814-721.010	Health Care Waiver	2,992	2,754					
212-814-725.000	Sick and Vacation Contribution	2,195	5,840					
212-814-727.000	Office Supplies	90	49					
212-814-745.000	Recreation Supplies	1,799	1,239					
212-814-776.001	Janitorial Supplies	1,464	2,428					
212-814-776.002	Building Maintenance Supplies	2,224	851					
212-814-776.003	Bldg. Equipment Maint. Supplies	339	229					
212-814-776.005	Event Equipment Maint. Supplies	2,368						
212-814-779.004	SNOW REMOV SUPPLIES		874					
212-814-806.000	Engineering Services	45,902	43,798					
212-814-809.001	COVID 19 EXPENDITURES	8,273	1,384					
212-814-818.000	Other Professional Services	1,754	721					
212-814-818.000-OCSCMG	Other Professional Services		83,384					
212-814-818.006	Contractual Mowing Services	1,872	1,365					
212-814-818.037	CONTRACTUAL JANITORIAL SERVICES	19,504	17,878					
212-814-818.245	PROF. SERV - SNOW REMOVAL	10,688	592					
212-814-820.008	Services - Security Alarm Systems	762	952					
212-814-851.000	SERVICES - COMMUNICATIONS-TELEPHONE	1,912	1,444					
212-814-852.010	SERVICES - CABLE TV/INTERNET	6,907	6,873					
212-814-864.000	Truck & Bus Rental	2,300	2,520					
212-814-914.000	Insurance Property Coverage	13,989	8,064					
212-814-921.000	Utilities Electricity	8,732	9,233					
212-814-922.000	Utilities Water & Sewer	2,835	3,296					
212-814-923.000	Utilities Gas Heat	5,863	7,412					
212-814-931.001	Services - Building Maintenance	1,349	5,046					

05/01/2024

BUDGET REPORT FOR CITY OF PONTIAC

Calculations as of 06/30/2024

GL NUMBER	DESCRIPTION	2021-22 ACTIVITY	2022-23 ACTIVITY	2023-24 ACTIVITY THRU 06/30/24	2023-24 AMENDED BUDGET	2024-25 MAYOR REC. BUDGET	2024-25 MAYOR REC. AMT CHANGE	2024-25 MAYOR REC. % CHANGE
212-814-932.008	Services - Maintenance-Fire Exting	357						
212-814-942.000	Services - Equipment Rentl Non-City	5	2					
212-814-942.001	Copier Lease	1,435	1,435					
212-814-942.002	COPIER SUPPLIES	72	16					
212-814-943.000	Services - Equip Rentl City-Owned	5,322	4,389					
212-814-962.022	101 Admin Allocation-To Other Funds	24,311	24,996					
212-814-967.010	DPW SUPPORT SERVICES	6,114	6,192			6,250	6,250	
Totals for dept 814 - BOWENS SENIOR CITIZEN CENTER		226,269	329,717			6,250	6,250	
Dept 815 - Senior Cittizen Recreation Programs								
212-815-702.000	SALARIES & WAGES		4,013	138,311	253,628	403,967	150,339	59.28
212-815-702.004	Overtime Wages		664	23,040	9,000	46,000	37,000	411.11
212-815-707.003	CELL PHONE STIPEND			40		402	402	
212-815-715.000	F.I.C.A. - City Contribution			12,818	20,015	35,201	15,186	75.87
212-815-716.000	MEDICAL INSURANCE			62,423	63,586	51,750	(11,836)	(18.61)
212-815-716.011	Optical & Hearing Insurance			4		888	888	
212-815-717.000	Life Insurance			5,006	5,012	6,919	1,907	38.05
212-815-718.500	MERS EMPLOYER CONTRIBUTIONS			1,065	30,250	33,457	3,207	10.60
212-815-719.000	Workers Compensation Insurance			459	5,400	28,860	23,460	434.44
212-815-719.001	Dental Insurance			3,020	3,068	4,884	1,816	59.19
212-815-721.010	Health Care Waiver		57	2,543		10,176	10,176	
212-815-723.001	Unemployment Compensation			790		12,661	12,661	
212-815-725.000	Sick and Vacation Contribution			238	2,396	1,554	(842)	(35.14)
212-815-727.000	Office Supplies			660	550	2,000	1,450	263.64
212-815-745.000	Recreation Supplies			5,044	6,400	7,000	600	9.38
212-815-776.001	JANITORIAL SUPPLIES			967	5,000	5,000		
212-815-776.002	Building Maintenance Supplies		100	4,579	6,500	6,500		
212-815-776.003	Bldg. Equipment Maint. Supplies				5,500	3,000	(2,500)	(45.45)
212-815-779.004	SNOW REMOV SUPPLIES			787	4,000	2,000	(2,000)	(50.00)
212-815-780.005	Grounds Maintenance Supplies				7,500	3,000	(4,500)	(60.00)
212-815-806.000	Engineering Services			17,385	40,000	10,000	(30,000)	(75.00)
212-815-809.001	COVID 19 EXPENDITURES			649	1,000		(1,000)	(100.00)
212-815-818.000	Other Professional Services			4,274	4,500	6,500	2,000	44.44
212-815-818.006	Contractual Mowing Services				2,100		(2,100)	(100.00)
212-815-818.037	CONTRACTUAL JANITORIAL SERVICES			35,728	54,000	60,000	6,000	11.11
212-815-818.245	PROF. SERV - SNOW REMOVAL				16,500		(16,500)	(100.00)
212-815-820.008	Services - Security Alarm Systems			2,700	3,700	5,000	1,300	35.14
212-815-851.000	SERVICES - COMMUNICATIONS-TELEPHONE			3,532	6,184	6,184		
212-815-852.010	SERVICES - CABLE TV/INTERNET			12,676	12,280	15,000	2,720	22.15
212-815-864.000	Truck & Bus Rental			7,720	7,850	10,000	2,150	27.39
212-815-914.000	Insurance Property Coverage			28,201	28,202	71,111	42,909	152.15
212-815-921.000	Utilities Electricity			15,614	18,661	25,000	6,339	33.97
212-815-922.000	Utilities Water & Sewer			6,021	8,978	12,000	3,022	33.66
212-815-923.000	Utilities Gas Heat			9,126	12,528	25,000	12,472	99.55

05/01/2024

BUDGET REPORT FOR CITY OF PONTIAC

Calculations as of 06/30/2024

GL NUMBER	DESCRIPTION	2021-22 ACTIVITY	2022-23 ACTIVITY	2023-24 ACTIVITY THRU 06/30/24	2023-24 AMENDED BUDGET	2024-25 MAYOR REC. BUDGET	2024-25 MAYOR REC. AMT CHANGE	2024-25 MAYOR REC. % CHANGE
212-815-931.001	Services - Building Maintenance		455	3,086	22,000	15,000	(7,000)	(31.82)
212-815-931.002	Services - Ground Maintenance			6,725	47,500	10,000	(37,500)	(78.95)
212-815-931.003	Services - Building Equip Maint			90	10,000	2,000	(8,000)	(80.00)
212-815-932.008	Services - Maintenance-Fire Exting				2,500	2,500		
212-815-942.000	Services - Equipment Rentl Non-City				500	500		
212-815-942.001	Copier Lease			2,427	3,100	3,100		
212-815-942.002	COPIER SUPPLIES			54				
212-815-943.000	Services - Equip Rentl City-Owned			3,687	5,500	5,500		
212-815-962.022	101 Admin Allocation-To Other Funds			49,014	49,014	50,484	1,470	3.00
212-815-967.010	DPW SUPPORT SERVICES			11,292	11,292	11,630	338	2.99
Totals for dept 815 - Senior Cittizen Recreation Programs			5,289	481,795	795,694	1,011,728	216,034	27.15
TOTAL APPROPRIATIONS		492,176	693,252	710,186	1,129,340	1,017,978	(111,362)	(9.86)
NET OF REVENUES/APPROPRIATIONS - FUND 212		(94,723)	(28,475)	9,738	(305,553)	(521,369)	(215,816)	70.63
BEGINNING FUND BALANCE		989,124	894,404	865,934	865,934	560,381	9,738	1.12
FUND BALANCE ADJUSTMENTS			1				(215,816)	70.63
ENDING FUND BALANCE		894,401	865,930	875,672	560,381	39,012	(206,078)	(36.77)

05/01/2024

BUDGET REPORT FOR CITY OF PONTIAC

Calculations as of 06/30/2024

GL NUMBER	DESCRIPTION	2021-22 ACTIVITY	2022-23 ACTIVITY	2023-24 ACTIVITY THRU 06/30/24	2023-24 AMENDED BUDGET	2024-25 MAYOR REC. BUDGET	2024-25 MAYOR REC. AMT CHANGE	2024-25 MAYOR REC. % CHANGE
Fund 226 - Sanitaton Fund								
ESTIMATED REVENUES								
Dept 000								
226-000-402.000	CURRENT REAL PROPERTY TAXES		1,529,251	2,360,828	2,331,166	2,361,000	29,834	1.28
226-000-403.000	Current Property taxes	2,070,097						
226-000-403.002	Property Tax Chargebacks	11,343	(41,413)	(349)		(40,000)	(40,000)	
226-000-410.000	CURRENT PERSONAL PROPERTY TAXES		647,590	667,441	608,008	668,000	59,992	9.87
226-000-411.000	DELINQUENT REAL PROPERTY TAXES		387,444		91,108	180,000	88,892	97.57
226-000-412.000	DELINQUENT PERSONAL PROPERTY		10,192	4,553	30,400	30,400		
226-000-416.000	TAX INCREMENT FINANCE (TIF) CAPTURE			(510,254)	(509,000)	(509,000)		
226-000-433.000	COMMERCIAL FACILITIES TAX		5,643	5,643	5,642	5,642		
226-000-437.000	INDUSTRIAL FACILITY TAX		7,475	18,936	7,474	19,000	11,526	154.21
226-000-573.000	LOCAL COMMUNITY STABILIZATION SHARE	11,762	52,844	27,872	11,762	45,000	33,238	282.59
226-000-626.050	SANITATION USER FEES	1,223,964	797,208	868,583	1,100,000	1,100,000		
226-000-630.002	Litter Clean-Up		464,633					
226-000-630.004	Comrcial & Residntial User Fee-In	975,000	2,167,201	975,000	2,100,000	2,100,000		
226-000-665.001	Investments Income	(38,392)	224,818	156,380	162,031	32,031	(130,000)	(80.23)
226-000-686.000	REIMBURSEMENTS			50				
Totals for dept 000 -		4,253,774	6,252,886	4,574,683	5,938,591	5,992,073	53,482	0.90
TOTAL ESTIMATED REVENUES		4,253,774	6,252,886	4,574,683	5,938,591	5,992,073	53,482	0.90

05/01/2024

BUDGET REPORT FOR CITY OF PONTIAC

Calculations as of 06/30/2024

GL NUMBER	DESCRIPTION	2021-22 ACTIVITY	2022-23 ACTIVITY	2023-24 ACTIVITY THRU 06/30/24	2023-24 AMENDED BUDGET	2024-25 MAYOR REC. BUDGET	2024-25 MAYOR REC. AMT CHANGE	2024-25 MAYOR REC. % CHANGE
APPROPRIATIONS								
Dept 528 - Sanitation Collection								
226-528-702.000	Salaries & Wages	40,947	65,276	33,266	265,784	130,556	(135,228)	(50.88)
226-528-702.004	Overtime Wages	9,090	7,399	4,643	12,000	12,000		
226-528-702.008	COVID 19 SALARIES	1,381						
226-528-707.003	CELL PHONE STIPEND	215	193	105	3,795	1,458	(2,337)	(61.58)
226-528-715.000	F.I.C.A. - City Contribution	4,075	5,704	2,960	20,333	11,119	(9,214)	(45.32)
226-528-716.000	MEDICAL INSURANCE	1,401	1,982	45,363	48,867	19,125	(29,742)	(60.86)
226-528-716.011	Optical & Hearing Insurance			1		264	264	
226-528-717.000	Life Insurance	169	51	4,147	4,455	2,057	(2,398)	(53.83)
226-528-718.500	MERS EMPLOYER CONTRIBUTIONS	415	1,443	537	10,596	10,239	(357)	(3.37)
226-528-719.000	Workers Compensation Insurance	2,382	1,127	75	4,800	8,580	3,780	78.75
226-528-719.001	Dental Insurance	101	126	2,534	2,727	1,452	(1,275)	(46.75)
226-528-721.010	Health Care Waiver	2,105	4,385	162	4,527	2,791	(1,736)	(38.35)
226-528-723.001	Unemployment Compensation			167		3,764	3,764	
226-528-725.000	Sick and Vacation Contribution	(867)	711	50	2,448	502	(1,946)	(79.49)
226-528-727.000	Office Supplies		288		500		(500)	(100.00)
226-528-728.000	Postage				150		(150)	(100.00)
226-528-728.001	Postage - Large Mailing				150		(150)	(100.00)
226-528-729.001	Printed Forms				150		(150)	(100.00)
226-528-731.003	COMPUTER EQUIPMENT				2,000		(2,000)	(100.00)
226-528-743.000	Uniforms				1,000	1,000		
226-528-746.001	Personal Protective Wear	902	170	204	2,000	2,000		
226-528-749.001	Motor Fuel, Oil & Lubricants	6,523	4,383	449	5,000	5,000		
226-528-806.000	Engineering Services	419,769	95,691	80,621	140,000	100,000	(40,000)	(28.57)
226-528-816.000	Services - Contracted Construction	14,000		4,421	10,000	50,000	40,000	400.00
226-528-818.000	Other Professional Services	54,000	24,117	896	30,000	30,000		
226-528-818.009	SANITATION SERVICES - ADVANCED	3,237,137	3,392,515	2,361,625	3,996,426	3,996,426		
226-528-851.000	SERVICES - COMMUNICATIONS-TELEPHONE	265	67		264	264		
226-528-852.010	SERVICES - CABLE TV/INTERNET	461	436		440	440		
226-528-914.000	Insurance Property Coverage	11,549	696	700	700	14,641	13,941	1,991.57
226-528-921.000	Utilities Electricity	450	656	2,072	1,000	1,000		
226-528-922.000	Utilities Water & Sewer	236,270	257,011	157,196	262,400	262,400		
226-528-931.002	Services - Ground Maintenance	36,600	27,027		30,000	30,000		
226-528-942.000	Services - Equipment Rentl Non-City	7	3					
226-528-943.000	Services - Equip Rentl City-Owned	8,014	10,808	2,879	30,000	30,000		
226-528-955.200	LANDFILL CLOSURE-MDEQ EXP	180	47,007	71,028	150,000	150,000		
226-528-957.002	Training Expense				12,000	12,000		
226-528-962.022	101 Admin Allocation-To Other Funds	314,430	316,992	580,859	580,859	598,284	17,425	3.00
226-528-967.010	DPW SUPPORT SERVICES	102,498	102,996	102,996	102,996	106,085	3,089	3.00
226-528-977.002	VEHICLES				50,000	50,000		
Totals for dept 528 - Sanitation Collection		4,504,469	4,369,260	3,459,956	5,788,367	5,643,447	(144,920)	(2.50)

05/01/2024

BUDGET REPORT FOR CITY OF PONTIAC

Calculations as of 06/30/2024

GL NUMBER	DESCRIPTION	2021-22	2022-23	2023-24	2023-24	2024-25	2024-25	2024-25
		ACTIVITY	ACTIVITY	ACTIVITY	AMENDED	MAYOR REC.	MAYOR REC.	MAYOR REC.
				THRU 06/30/24	BUDGET	BUDGET	AMT CHANGE	% CHANGE
TOTAL APPROPRIATIONS		4,504,469	4,369,260	3,459,956	5,788,367	5,643,447	(144,920)	(2.50)
NET OF REVENUES/APPROPRIATIONS - FUND 226		(250,695)	1,883,626	1,114,727	150,224	348,626	198,402	132.07
BEGINNING FUND BALANCE		7,171,662	6,920,967	8,804,595	8,804,595	8,954,819	1,114,727	12.66
FUND BALANCE ADJUSTMENTS			4				198,402	132.07
ENDING FUND BALANCE		6,920,967	8,804,597	9,919,322	8,954,819	9,303,445	1,313,129	14.66

05/01/2024

BUDGET REPORT FOR CITY OF PONTIAC

Calculations as of 06/30/2024

GL NUMBER	DESCRIPTION	2021-22 ACTIVITY	2022-23 ACTIVITY	2023-24 ACTIVITY THRU 06/30/24	2023-24 AMENDED BUDGET	2024-25 MAYOR REC. BUDGET	2024-25 MAYOR REC. AMT CHANGE	2024-25 MAYOR REC. % CHANGE
Fund 231 - CABLE FUND								
ESTIMATED REVENUES								
Dept 000								
231-000-641.003	AT&T PEG Fees	21,101	55,026	9,545	24,622	24,622		
231-000-641.004	Comcast PEG Fees	82,665	98,493	44,446	100,126	100,126		
231-000-665.001	Investments Income	(6,545)	33,482	16,766	10,096	10,096		
Totals for dept 000 -		97,221	187,001	70,757	134,844	134,844		
TOTAL ESTIMATED REVENUES		97,221	187,001	70,757	134,844	134,844		

05/01/2024

BUDGET REPORT FOR CITY OF PONTIAC

Calculations as of 06/30/2024

GL NUMBER	DESCRIPTION	2021-22 ACTIVITY	2022-23 ACTIVITY	2023-24 ACTIVITY THRU 06/30/24	2023-24 AMENDED BUDGET	2024-25 MAYOR REC. BUDGET	2024-25 MAYOR REC. AMT CHANGE	2024-25 MAYOR REC. % CHANGE
APPROPRIATIONS								
Dept 291 - CABLE								
231-291-702.000	Salaries & Wages	74,853	196,112	72,348	123,868	138,000	14,132	11.41
231-291-702.008	COVID 19 SALARIES	2,000						
231-291-707.003	CELL PHONE STIPEND				1,200		(1,200)	(100.00)
231-291-715.000	F.I.C.A. - City Contribution	5,800	9,289	5,658	9,476	10,557	1,081	11.41
231-291-716.000	MEDICAL INSURANCE	18,312	8,552	23,399	23,550	22,500	(1,050)	(4.46)
231-291-716.011	Optical & Hearing Insurance			2	20	240	220	1,100.00
231-291-717.000	Life Insurance			1,844	1,856	1,870	14	0.75
231-291-718.500	MERS EMPLOYER CONTRIBUTIONS	2,948	3,148	1,573	4,955	10,399	5,444	109.87
231-291-719.000	Workers Compensation Insurance	885	2,424	154	2,000	7,800	5,800	290.00
231-291-719.001	Dental Insurance	890	477	1,129	1,136	1,320	184	16.20
231-291-723.001	Unemployment Compensation			320		3,422	3,422	
231-291-725.000	Sick and Vacation Contribution		24,609	93	12,386	531	(11,855)	(95.71)
231-291-727.000	Office Supplies		40					
231-291-728.000	Postage	24						
231-291-731.001	COMPUTER SUPPLIES	961	1,224	2,905	3,200	3,200		
231-291-731.002	Personal Computer Software			811	2,000	2,000		
231-291-735.000	Video Equipment Supplies	12,112	1,235		10,000	10,000		
231-291-743.000	Uniforms			625				
231-291-749.005	Equipment Maintenance Supplies			130				
231-291-818.000	Other Professional Services	34,787	5,815	3,755	20,000	20,000		
231-291-851.000	SERVICES - COMMUNICATIONS-TELEPHONE	529	134		527	527		
231-291-852.010	SERVICES - CABLE TV/INTERNET	76						
231-291-914.000	Insurance Property Coverage	8,158	6,024			20,915	20,915	
231-291-926.000	UTILITIES CABLE	1,392	1,613	1,361	1,500	1,500		
231-291-957.002	Training Expense				12,000	8,000	(4,000)	(33.33)
231-291-962.022	101 Admin Allocation-To Other Funds	16,470	16,500	13,483	13,484	13,888	404	3.00
231-291-976.001	BUILDING ADDITIONS & IMPROVEMENTS		79		6,500	6,500		
231-291-977.005	Furniture & Fixtures		274		4,000	4,000		
231-291-977.011	Computer Equipment	32,424	6,499	1,085	25,000	15,000	(10,000)	(40.00)
231-291-977.014	Video Equipment	4,756	103,607	4,264	93,315	93,315		
Totals for dept 291 - CABLE		217,377	387,655	134,939	371,973	395,484	23,511	6.32
TOTAL APPROPRIATIONS		217,377	387,655	134,939	371,973	395,484	23,511	6.32
NET OF REVENUES/APPROPRIATIONS - FUND 231		(120,156)	(200,654)	(64,182)	(237,129)	(260,640)	(23,511)	9.91
BEGINNING FUND BALANCE		1,214,385	1,094,229	893,575	893,575	656,446	(64,182)	(7.18)
ENDING FUND BALANCE		1,094,229	893,575	829,393	656,446	395,806	(87,693)	(13.36)

05/01/2024

BUDGET REPORT FOR CITY OF PONTIAC

Calculations as of 06/30/2024

GL NUMBER	DESCRIPTION	2021-22 ACTIVITY	2022-23 ACTIVITY	2023-24 ACTIVITY THRU 06/30/24	2023-24 AMENDED BUDGET	2024-25 MAYOR REC. BUDGET	2024-25 MAYOR REC. AMT CHANGE	2024-25 MAYOR REC. % CHANGE
Fund 232 - VEBA RETIREE HEALTHCARE OPT OUT								
ESTIMATED REVENUES								
Dept 000								
232-000-671.000	MISCELLANEOUS REVENUE			8,000,000				
Totals for dept 000 -				8,000,000				
TOTAL ESTIMATED REVENUES				8,000,000				

05/01/2024

BUDGET REPORT FOR CITY OF PONTIAC

Calculations as of 06/30/2024

GL NUMBER	DESCRIPTION	2021-22 ACTIVITY	2022-23 ACTIVITY	2023-24 ACTIVITY THRU 06/30/24	2023-24 AMENDED BUDGET	2024-25 MAYOR REC. BUDGET	2024-25 MAYOR REC. AMT CHANGE	2024-25 MAYOR REC. % CHANGE
APPROPRIATIONS								
Dept 272 - VEBA OPT OUT								
232-272-956.015	VEBA OPT OUT PAYMENTS	4,000,000	160,000	20,000	500,000	500,000		
Totals for dept 272 - VEBA OPT OUT		4,000,000	160,000	20,000	500,000	500,000		
TOTAL APPROPRIATIONS		4,000,000	160,000	20,000	500,000	500,000		
NET OF REVENUES/APPROPRIATIONS - FUND 232		4,000,000	(160,000)	(20,000)	(500,000)	(500,000)		
BEGINNING FUND BALANCE			4,000,000	3,840,000	3,840,000	3,340,000	(20,000)	(0.52)
ENDING FUND BALANCE		4,000,000	3,840,000	3,820,000	3,340,000	2,840,000	(20,000)	(0.60)

05/01/2024

BUDGET REPORT FOR CITY OF PONTIAC

Calculations as of 06/30/2024

GL NUMBER	DESCRIPTION	2021-22 ACTIVITY	2022-23 ACTIVITY	2023-24 ACTIVITY THRU 06/30/24	2023-24 AMENDED BUDGET	2024-25 MAYOR REC. BUDGET	2024-25 MAYOR REC. AMT CHANGE	2024-25 MAYOR REC. % CHANGE
Fund 239 - TAX INCREMENT FINANCE AUTHORITY #2								
ESTIMATED REVENUES								
Dept 000								
239-000-403.001	Current Property taxes increment			224,546		231,000	231,000	
239-000-403.002	Property Tax Chargebacks	41	40					
239-000-411.000	DELINQUENT REAL PROPERTY TAXES		35,075					
239-000-412.000	DELINQUENT PERSONAL PROPERTY		294					
239-000-573.000	LOCAL COMMUNITY STABILIZATION SHARE	114,445	30,097	266,660	114,445	266,700	152,255	133.04
239-000-636.002	TIFA SERVICE FEE	50,000	50,000	50,000	50,000	50,000		
239-000-671.000	MISCELLANEOUS REVENUE			20,000				
239-000-674.101	CONTRIBUTION FROM 101	185,503	219,534	155,043	155,043		(155,043)	(100.00)
Totals for dept 000 -		349,989	335,040	716,249	319,488	547,700	228,212	71.43
TOTAL ESTIMATED REVENUES		349,989	335,040	716,249	319,488	547,700	228,212	71.43

05/01/2024

BUDGET REPORT FOR CITY OF PONTIAC

Calculations as of 06/30/2024

GL NUMBER	DESCRIPTION	2021-22 ACTIVITY	2022-23 ACTIVITY	2023-24 ACTIVITY THRU 06/30/24	2023-24 AMENDED BUDGET	2024-25 MAYOR REC. BUDGET	2024-25 MAYOR REC. AMT CHANGE	2024-25 MAYOR REC. % CHANGE
APPROPRIATIONS								
Dept 925 - Debt Service								
239-925-992.082	DEBT SERV.- 07C TIFA 2 BONDS-99 MARRIO	305,000	305,000		305,000		(305,000)	(100.00)
239-925-992.101	FINANCIAL GUARANTEE - GENERAL FUND	185,503	219,534		155,043		(155,043)	(100.00)
239-925-995.001	Interest Expense Bonds	44,988	29,738	7,244	14,488		(14,488)	(100.00)
Totals for dept 925 - Debt Service		535,491	554,272	7,244	474,531		(474,531)	(100.00)
TOTAL APPROPRIATIONS		535,491	554,272	7,244	474,531		(474,531)	(100.00)
NET OF REVENUES/APPROPRIATIONS - FUND 239		(185,502)	(219,232)	709,005	(155,043)	547,700	702,743	(453.26)
BEGINNING FUND BALANCE		(3,293,820)	(3,479,321)	(3,698,561)	(3,698,561)	(3,853,604)	709,005	(19.17)
FUND BALANCE ADJUSTMENTS			(9)				702,743	(453.26)
ENDING FUND BALANCE		(3,479,322)	(3,698,562)	(2,989,556)	(3,853,604)	(3,305,904)	1,411,748	(36.63)

05/01/2024

BUDGET REPORT FOR CITY OF PONTIAC

Calculations as of 06/30/2024

GL NUMBER	DESCRIPTION	2021-22 ACTIVITY	2022-23 ACTIVITY	2023-24 ACTIVITY THRU 06/30/24	2023-24 AMENDED BUDGET	2024-25 MAYOR REC. BUDGET	2024-25 MAYOR REC. AMT CHANGE	2024-25 MAYOR REC. % CHANGE
Fund 240 - TAX INCREMENT FINANCE AUTHORITY #3								
ESTIMATED REVENUES								
Dept 000								
240-000-402.000	CURRENT REAL PROPERTY TAXES		1,331,253					
240-000-403.001	Current Property taxes increment	1,549,662		1,900,973	1,679,672	1,901,000	221,328	13.18
240-000-403.002	Property Tax Chargebacks	61,772	999					
240-000-410.000	CURRENT PERSONAL PROPERTY TAXES		192,875					
240-000-411.000	DELINQUENT REAL PROPERTY TAXES		151,698	(84)	75,304	75,304		
240-000-412.000	DELINQUENT PERSONAL PROPERTY		101	80	8,679	100	(8,579)	(98.85)
240-000-573.000	LOCAL COMMUNITY STABILIZATION SHARE	184,744	130,320	67,897	184,744	130,000	(54,744)	(29.63)
240-000-674.101	CONTRIBUTION FROM 101	510,509	547,667	195,811	195,811		(195,811)	(100.00)
Totals for dept 000 -		2,306,687	2,354,913	2,164,677	2,144,210	2,106,404	(37,806)	(1.76)
TOTAL ESTIMATED REVENUES		2,306,687	2,354,913	2,164,677	2,144,210	2,106,404	(37,806)	(1.76)

05/01/2024

BUDGET REPORT FOR CITY OF PONTIAC

Calculations as of 06/30/2024

GL NUMBER	DESCRIPTION	2021-22 ACTIVITY	2022-23 ACTIVITY	2023-24 ACTIVITY THRU 06/30/24	2023-24 AMENDED BUDGET	2024-25 MAYOR REC. BUDGET	2024-25 MAYOR REC. AMT CHANGE	2024-25 MAYOR REC. % CHANGE
APPROPRIATIONS								
Dept 730 - Tifa Area # 3 Administration								
240-730-992.101	FINANCIAL GUARANTEE - GENERAL FUND	510,509	547,667		195,811		(195,811)	(100.00)
Totals for dept 730 - Tifa Area # 3 Administration		510,509	547,667		195,811		(195,811)	(100.00)
Dept 925 - Debt Service								
240-925-992.083	DEBT SERV.- 07C TIFA 3 BONDS-2002 BOND	1,555,000	1,680,000		1,410,000	1,520,000	110,000	7.80
240-925-995.001	Interest Expense Bonds	751,713	673,963	294,981	589,963	523,000	(66,963)	(11.35)
Totals for dept 925 - Debt Service		2,306,713	2,353,963	294,981	1,999,963	2,043,000	43,037	2.15
TOTAL APPROPRIATIONS		2,817,222	2,901,630	294,981	2,195,774	2,043,000	(152,774)	(6.96)
NET OF REVENUES/APPROPRIATIONS - FUND 240		(510,535)	(546,717)	1,869,696	(51,564)	63,404	114,968	(222.96)
BEGINNING FUND BALANCE		(2,289,643)	(2,800,178)	(3,346,845)	(3,346,845)	(3,398,409)	1,869,696	(55.86)
FUND BALANCE ADJUSTMENTS			50				114,968	(222.96)
ENDING FUND BALANCE		(2,800,178)	(3,346,845)	(1,477,149)	(3,398,409)	(3,335,005)	1,984,664	(58.40)

05/01/2024

BUDGET REPORT FOR CITY OF PONTIAC

Calculations as of 06/30/2024

GL NUMBER	DESCRIPTION	2021-22 ACTIVITY	2022-23 ACTIVITY	2023-24 ACTIVITY THRU 06/30/24	2023-24 AMENDED BUDGET	2024-25 MAYOR REC. BUDGET	2024-25 MAYOR REC. AMT CHANGE	2024-25 MAYOR REC. % CHANGE
Fund 243 - Brownfield Redeveloping Auth								
ESTIMATED REVENUES								
Dept 000								
243-000-403.001	Current Property taxes increment	38,201		10,967		11,000	11,000	
243-000-403.002	Property Tax Chargebacks	1,848	(31,877)					
243-000-411.000	DELINQUENT REAL PROPERTY TAXES		35,110	(194)				
243-000-412.000	DELINQUENT PERSONAL PROPERTY		149	161				
Totals for dept 000 -		40,049	3,382	10,934		11,000	11,000	
TOTAL ESTIMATED REVENUES		40,049	3,382	10,934		11,000	11,000	

05/01/2024

BUDGET REPORT FOR CITY OF PONTIAC

Calculations as of 06/30/2024

GL NUMBER	DESCRIPTION	2021-22 ACTIVITY	2022-23 ACTIVITY	2023-24 ACTIVITY THRU 06/30/24	2023-24 AMENDED BUDGET	2024-25 MAYOR REC. BUDGET	2024-25 MAYOR REC. AMT CHANGE	2024-25 MAYOR REC. % CHANGE
APPROPRIATIONS								
Dept 732 - BRA Administration								
243-732-818.054	TAX INCREMENT PAYMENT-BROWNFIELD 4	65,367		100,330	65,830	100,000	34,170	51.91
Totals for dept 732 - BRA Administration		65,367		100,330	65,830	100,000	34,170	51.91
TOTAL APPROPRIATIONS		65,367		100,330	65,830	100,000	34,170	51.91
NET OF REVENUES/APPROPRIATIONS - FUND 243		(25,318)	3,382	(89,396)	(65,830)	(89,000)	(23,170)	35.20
BEGINNING FUND BALANCE		321,913	296,594	299,979	299,979	234,149	(89,396)	(29.80)
FUND BALANCE ADJUSTMENTS			2				(23,170)	35.20
ENDING FUND BALANCE		296,595	299,978	210,583	234,149	145,149	(112,566)	(48.07)

05/01/2024

BUDGET REPORT FOR CITY OF PONTIAC

Calculations as of 06/30/2024

GL NUMBER	DESCRIPTION	2021-22 ACTIVITY	2022-23 ACTIVITY	2023-24 ACTIVITY THRU 06/30/24	2023-24 AMENDED BUDGET	2024-25 MAYOR REC. BUDGET	2024-25 MAYOR REC. AMT CHANGE	2024-25 MAYOR REC. % CHANGE
Fund 249 - BUILDING INSPECTION FUND								
ESTIMATED REVENUES								
Dept 000								
249-000-451.000	BUSINESS LICENSES					45,000	45,000	
249-000-456.000	Multi registrations	113,125	132,655	65,855	56,125	90,000	33,875	60.36
249-000-456.001	Single family	182,975	224,660	225,290	222,975	225,000	2,025	0.91
249-000-456.010	VACANT PROPERTY REGISTRATION					54,000	54,000	
249-000-468.003	Registration Builders	4,680	7,880	49,720	44,680	10,000	(34,680)	(77.62)
249-000-468.005	Registration Reciprocal Heating	1,515	1,980	1,135	1,515	1,515		
249-000-468.008	Registration Electrical License	4,965	4,655	3,830	4,965	4,965		
249-000-477.003	Insp Building Permit	1,636,818	988,910	875,490	1,636,818	950,000	(686,818)	(41.96)
249-000-477.004	Insp Plumbing Permit	188,413	106,264	42,378	188,413	100,000	(88,413)	(46.93)
249-000-477.005	Insp Heating Permit	220,795	107,670	67,749	220,795	110,000	(110,795)	(50.18)
249-000-477.007	Insp Signs Permit	50			50	50		
249-000-477.008	Insp Electrical Permit	198,440	144,626	77,218	88,440	130,000	41,560	46.99
249-000-477.010	Insp Demolition Permit	4,005	14,030	18,640	4,005	18,500	14,495	361.92
249-000-477.011	FIRE ALARM PERMIT	13,850	30,255	27,120	23,850	30,000	6,150	25.79
249-000-614.371	PLAN REVIEW FEE	100,685	65,490	51,603	27,685	65,000	37,315	134.78
249-000-625.016	10% Late Penalty	500	675	225	500	500		
249-000-642.100	ADMIN FEE- NON-COMPLIANCE RENTAL PROPERT			13,875	14,000	10,000	(4,000)	(28.57)
249-000-665.001	Investments Income	(8,766)	22,698	198				
Totals for dept 000 -		2,662,050	1,852,448	1,520,326	2,534,816	1,844,530	(690,286)	(27.23)
TOTAL ESTIMATED REVENUES		2,662,050	1,852,448	1,520,326	2,534,816	1,844,530	(690,286)	(27.23)

05/01/2024

BUDGET REPORT FOR CITY OF PONTIAC

Calculations as of 06/30/2024

GL NUMBER	DESCRIPTION	2021-22 ACTIVITY	2022-23 ACTIVITY	2023-24 ACTIVITY THRU 06/30/24	2023-24 AMENDED BUDGET	2024-25 MAYOR REC. BUDGET	2024-25 MAYOR REC. AMT CHANGE	2024-25 MAYOR REC. % CHANGE
APPROPRIATIONS								
Dept 371 - BUILDING INSPECTION DEPARTMENT								
249-371-702.000	Salaries & Wages		592,898	698,904	1,858,245	1,704,880	(153,365)	(8.25)
249-371-702.004	Overtime Wages		45,705	37,862	50,000	50,000		
249-371-707.003	CELL PHONE STIPEND			400	23,100	600	(22,500)	(97.40)
249-371-715.000	F.I.C.A. - City Contribution		20,925	58,833	138,905	138,321	(584)	(0.42)
249-371-716.000	MEDICAL INSURANCE		10,360	317,066	335,588	225,000	(110,588)	(32.95)
249-371-716.011	Optical & Hearing Insurance			14	305	3,000	2,695	883.61
249-371-717.000	Life Insurance			27,010	28,768	23,375	(5,393)	(18.75)
249-371-718.500	MERS EMPLOYER CONTRIBUTIONS		10,016	13,243	66,386	134,196	67,810	102.15
249-371-719.000	Workers Compensation Insurance		486	1,990	25,500	97,500	72,000	282.35
249-371-719.001	Dental Insurance		375	16,401	17,608	16,500	(1,108)	(6.29)
249-371-721.010	Health Care Waiver		15,414	12,963	6,216	23,237	17,021	273.83
249-371-723.001	Unemployment Compensation			3,361		42,775	42,775	
249-371-725.000	Sick and Vacation Contribution		19,557	1,083	15,477	6,326	(9,151)	(59.13)
249-371-727.000	Office Supplies	2,403	7,152	10,809	10,500	6,000	(4,500)	(42.86)
249-371-728.000	Postage	3,876	3,863	6,800	13,000	13,000		
249-371-729.001	Printed Forms				500	500		
249-371-730.000	Publications & Maps	493			1,000	5,000	4,000	400.00
249-371-731.001	COMPUTER SUPPLIES				800	800		
249-371-731.003	COMPUTER EQUIPMENT		17,106	19,714	24,500		(24,500)	(100.00)
249-371-746.001	Personal Protective Wear		409		2,750	1,500	(1,250)	(45.45)
249-371-749.001	Motor Fuel, Oil & Lubricants		3,180	4,290	8,500	10,000	1,500	17.65
249-371-804.000	Legal Services				36,000		(36,000)	(100.00)
249-371-807.000	Services - Membership Dues	1,386		1,370	4,920	7,860	2,940	59.76
249-371-813.000	Services - Hearing Officer	2,815	1,432		3,000	5,000	2,000	66.67
249-371-813.010	SERVICES - BOARD OF APPEALS	3,421	1,894		4,000	5,000	1,000	25.00
249-371-816.003	Services - Demolition			39,330	280,200	100,000	(180,200)	(64.31)
249-371-816.010	BLIGHT COURT		3,555			5,000	5,000	
249-371-818.000	Other Professional Services		284,012	154,288	578,881	240,000	(338,881)	(58.54)
249-371-818.001	PROFESSIONAL SERVICES-WADE TRIM	1,742,790	401,070					
249-371-818.001-AMAZON	PROFESSIONAL SERVICES-WADE TRIM	200,688						
249-371-818.006	Contractual Mowing Services		41,425	52,409	99,800	100,000	200	0.20
249-371-818.013	PROFESSIONAL SERVICES- ANIMAL CONTROL				100,000		(100,000)	(100.00)
249-371-818.080	PROF. SERV - BS&A	23,108	26,418	10,190	53,212	54,212	1,000	1.88
249-371-851.000	SERVICES - COMMUNICATIONS-TELEPHONE	4,499	1,136					
249-371-852.010	SERVICES - CABLE TV/INTERNET	608	3,257					
249-371-861.000	Travel Expenses		668	225				
249-371-914.000	Insurance Property Coverage		41,016					
249-371-931.001	Services - Building Maintenance				48,000		(48,000)	(100.00)
249-371-932.004	Services - Maintenance-Vehicles		182	1,570	2,600	2,600		
249-371-942.000	Services - Equipment Rentl Non-City	2,314	1,157		7,500		(7,500)	(100.00)

05/01/2024

BUDGET REPORT FOR CITY OF PONTIAC

Calculations as of 06/30/2024

GL NUMBER	DESCRIPTION	2021-22	2022-23	2023-24	2023-24	2024-25	2024-25	2024-25
		ACTIVITY	ACTIVITY	ACTIVITY THRU 06/30/24	AMENDED BUDGET	MAYOR REC. BUDGET	MAYOR REC. AMT CHANGE	MAYOR REC. % CHANGE
249-371-942.001	Copier Lease	1,460	1,460			4,500	4,500	
249-371-942.002	COPIER SUPPLIES	910	111	81				
249-371-957.002	Training Expense		4,783	4,134	84,000	28,000	(56,000)	(66.67)
249-371-962.022	101 Admin Allocation-To Other Funds	287,888	289,992	267,080	267,081	275,093	8,012	3.00
249-371-967.010	DPW SUPPORT SERVICES	47,326	48,000	48,000	48,000	49,440	1,440	3.00
249-371-976.001	BUILDING ADDITIONS & IMPROVEMENTS				10,000		(10,000)	(100.00)
249-371-977.002	VEHICLES		44	74,063	114,308	85,000	(29,308)	(25.64)
249-371-977.005	Furniture & Fixtures			2,000	6,000	9,000	3,000	50.00
Totals for dept 371 - BUILDING INSPECTION DEPARTMENT		2,325,985	1,899,058	1,885,483	4,375,150	3,473,215	(901,935)	(20.61)
Dept 966 - Transfers To / From Other Funds								
249-966-999.101	TRANSFER OUT TO FUND 101		960,313					
Totals for dept 966 - Transfers To / From Other Funds			960,313					
TOTAL APPROPRIATIONS		2,325,985	2,859,371	1,885,483	4,375,150	3,473,215	(901,935)	(20.61)
NET OF REVENUES/APPROPRIATIONS - FUND 249		336,065	(1,006,923)	(365,157)	(1,840,334)	(1,628,685)	211,649	(11.50)
BEGINNING FUND BALANCE		3,838,300	4,174,365	3,167,442	3,167,442	1,727,108	(365,157)	(11.53)
ENDING FUND BALANCE		4,174,365	3,167,442	2,802,285	1,327,108	98,423	(153,508)	(11.57)

05/01/2024

BUDGET REPORT FOR CITY OF PONTIAC

Calculations as of 06/30/2024

GL NUMBER	DESCRIPTION	2021-22 ACTIVITY	2022-23 ACTIVITY	2023-24 ACTIVITY THRU 06/30/24	2023-24 AMENDED BUDGET	2024-25 MAYOR REC. BUDGET	2024-25 MAYOR REC. AMT CHANGE	2024-25 MAYOR REC. % CHANGE
Fund 252 - CDBG FY2012								
ESTIMATED REVENUES								
Dept 693 - Clearance								
252-693-626.005	Charges For service Demolition		125					
Totals for dept 693 - Clearance			125					
TOTAL ESTIMATED REVENUES			125					
NET OF REVENUES/APPROPRIATIONS - FUND 252			125					
BEGINNING FUND BALANCE		30,335	30,335	30,460	30,460	30,460		
ENDING FUND BALANCE		30,335	30,460	30,460	30,460	30,460		

05/01/2024

BUDGET REPORT FOR CITY OF PONTIAC

Calculations as of 06/30/2024

GL NUMBER	DESCRIPTION	2021-22 ACTIVITY	2022-23 ACTIVITY	2023-24 ACTIVITY THRU 06/30/24	2023-24 AMENDED BUDGET	2024-25 MAYOR REC. BUDGET	2024-25 MAYOR REC. AMT CHANGE	2024-25 MAYOR REC. % CHANGE
Fund 263 - HOME BUYERS ASSISTANCE								
ESTIMATED REVENUES								
Dept 000								
263-000-686.263	REIMBURSEMENTS - HOME PROGRAM	20,000	3,722					
Totals for dept 000 -		20,000	3,722					
TOTAL ESTIMATED REVENUES		20,000	3,722					
NET OF REVENUES/APPROPRIATIONS - FUND 263		20,000	3,722					
BEGINNING FUND BALANCE		3,638	23,638	27,360	27,360	27,360		
ENDING FUND BALANCE		23,638	27,360	27,360	27,360	27,360		

05/01/2024

BUDGET REPORT FOR CITY OF PONTIAC

Calculations as of 06/30/2024

GL NUMBER	DESCRIPTION	2021-22 ACTIVITY	2022-23 ACTIVITY	2023-24 ACTIVITY THRU 06/30/24	2023-24 AMENDED BUDGET	2024-25 MAYOR REC. BUDGET	2024-25 MAYOR REC. AMT CHANGE	2024-25 MAYOR REC. % CHANGE
Fund 265 - DRUG ENFORCEMENT FUND								
ESTIMATED REVENUES								
Dept 000								
265-000-658.316	DRUG FORFEITURES - STATE LAW	24,184	42,410	44,118	41,853	41,853		
265-000-665.001	Investments Income	126	2,192	3,382	635	635		
Totals for dept 000 -		24,310	44,602	47,500	42,488	42,488		
TOTAL ESTIMATED REVENUES		24,310	44,602	47,500	42,488	42,488		

05/01/2024

BUDGET REPORT FOR CITY OF PONTIAC

Calculations as of 06/30/2024

GL NUMBER	DESCRIPTION	2021-22 ACTIVITY	2022-23 ACTIVITY	2023-24 ACTIVITY THRU 06/30/24	2023-24 AMENDED BUDGET	2024-25 MAYOR REC. BUDGET	2024-25 MAYOR REC. AMT CHANGE	2024-25 MAYOR REC. % CHANGE
APPROPRIATIONS								
Dept 316 - State Forfeitures								
265-316-818.069	Prof. Serv-Oakland Co. Sheriff OT	32,606			32,606	32,606		
265-316-851.000	SERVICES - COMMUNICATIONS-TELEPHONE	9,747			9,747	9,747		
265-316-942.000	Services - Equipment Rentl Non-City			42,500	42,500	42,500		
265-316-962.022	101 Admin Allocation-To Other Funds	3,248	3,084					
Totals for dept 316 - State Forfeitures		45,601	3,084	42,500	84,853	84,853		
TOTAL APPROPRIATIONS		45,601	3,084	42,500	84,853	84,853		
NET OF REVENUES/APPROPRIATIONS - FUND 265		(21,291)	41,518	5,000	(42,365)	(42,365)		
BEGINNING FUND BALANCE		188,798	167,508	209,026	209,026	166,661	5,000	2.39
ENDING FUND BALANCE		167,507	209,026	214,026	166,661	124,296	5,000	3.00

05/01/2024

BUDGET REPORT FOR CITY OF PONTIAC

Calculations as of 06/30/2024

GL NUMBER	DESCRIPTION	2021-22 ACTIVITY	2022-23 ACTIVITY	2023-24 ACTIVITY THRU 06/30/24	2023-24 AMENDED BUDGET	2024-25 MAYOR REC. BUDGET	2024-25 MAYOR REC. AMT CHANGE	2024-25 MAYOR REC. % CHANGE
Fund 276 - District Court								
ESTIMATED REVENUES								
Dept 000								
276-000-540.002	State aid for judges wages	137,172	136,293	102,879	144,031	144,031		
276-000-602.000	District Court-State Law Costs	133,332	135,462	144,610	139,999	139,999		
276-000-610.002	Marriage Fees	10	10	10	11	11		
276-000-610.004	Filing Fees - 65%	101,802	100,248	87,319	106,892	106,892		
276-000-610.007	Jury Duty - Reimbursement	9,680	4,522	1,140	10,164	10,164		
276-000-610.008	Garnishment - Civil	148,965	163,470	118,635	156,413	156,413		
276-000-610.009	Probation Officer Fee	61,413	45,309	28,055	64,484	64,484		
276-000-610.010	State License Clearance Fee	29,010	19,858	15,334	30,461	30,461		
276-000-610.011	DUIL Evaluation Fee	12,917	9,035	6,466	13,563	13,563		
276-000-610.012	Traffic Warrant Fees	19,322	22,547	21,269	20,288	20,288		
276-000-610.018	Court Appointed Attorney Fees	1,005	578	168	1,055	1,055		
276-000-610.020	Court Motion Fees	23,760	17,940	14,110	24,948	24,948		
276-000-617.000	Miscellaneous Fees	30,220	39,983	27,332	31,731	31,731		
276-000-636.000	Miscellaneous Services	10,824	12,596	12,243	11,365	11,365		
276-000-643.005	Sale of Forms	11	643	704	12	12		
276-000-656.001	Parking Violations	22,389	22,469	20,029	23,508	23,508		
276-000-656.002	Fines - Traffic Violations	687,936	781,449	508,264	722,333	722,333		
276-000-656.006	Traffic Violations Late Fee	77,190	94,848	79,922	81,050	81,050		
276-000-658.002	Forfeited Bonds	39,588	35,157	23,264	41,567	41,567		
276-000-666.001	Interest Earned- Cash Pool	882	3,337	382	926	926		
276-000-694.009	Event Over and Short	318	372	2	334	334		
276-000-696.003	Victim Right Administration	8,191	5,812	5,043	8,601	8,601		
Totals for dept 000 -		1,555,937	1,651,938	1,217,180	1,633,736	1,633,736		
Dept 966 - Transfers To / From Other Funds								
276-966-699.101	TRANSFER IN FROM FUND 101	1,872,667	2,300,000	2,838,080	2,838,080	1,800,000	(1,038,080)	(36.58)
Totals for dept 966 - Transfers To / From Other Funds		1,872,667	2,300,000	2,838,080	2,838,080	1,800,000	(1,038,080)	(36.58)
TOTAL ESTIMATED REVENUES		3,428,604	3,951,938	4,055,260	4,471,816	3,433,736	(1,038,080)	(23.21)

05/01/2024

BUDGET REPORT FOR CITY OF PONTIAC

Calculations as of 06/30/2024

GL NUMBER	DESCRIPTION	2021-22 ACTIVITY	2022-23 ACTIVITY	2023-24 ACTIVITY THRU 06/30/24	2023-24 AMENDED BUDGET	2024-25 MAYOR REC. BUDGET	2024-25 MAYOR REC. AMT CHANGE	2024-25 MAYOR REC. % CHANGE
APPROPRIATIONS								
Dept 136 - District Court								
276-136-702.000	Salaries & Wages	1,272,463	1,383,524	728,307	1,627,208	1,739,951	112,743	6.93
276-136-702.002	Temporary Employee Wages					25,000	25,000	
276-136-702.004	Overtime Wages	17,526	45,677	9,861	27,000	27,000		
276-136-702.100	MAINTENANCE WAGES		4,368	12,616	211,794		(211,794)	(100.00)
276-136-702.104	MAINTENANCE - OVERTIME		101	2,374				
276-136-707.003	CELL PHONE STIPEND		805	20		390	390	
276-136-715.000	F.I.C.A. - City Contribution	84,530	54,318	53,310	105,000	138,256	33,256	31.67
276-136-716.000	MEDICAL INSURANCE	153,866	103,313	374,949	388,500	346,500	(42,000)	(10.81)
276-136-716.001	Medical Insurance - Retiree				60,000		(60,000)	(100.00)
276-136-716.011	Optical & Hearing Insurance			16		4,224	4,224	
276-136-717.000	Life Insurance	7,545	4,073	21,341	21,343	32,912	11,569	54.21
276-136-718.006	Employer 401A Contribution	10,045	5,507		11,000	16,397	5,397	49.06
276-136-718.500	MERS EMPLOYER CONTRIBUTIONS	386	3,263	9,406				
276-136-719.000	Workers Compensation Insurance	10,044	2,199	1,999	160,120	137,280	(22,840)	(14.26)
276-136-719.001	Dental Insurance	4,844	5,976	912		23,232	23,232	
276-136-721.002	Longevity				13,000	15,319	2,319	17.84
276-136-721.010	Health Care Waiver	15,872	8,377	7,328	21,000	60,227	39,227	186.80
276-136-723.001	Unemployment Compensation			2,957		60,227	60,227	
276-136-725.000	Sick and Vacation Contribution	38,711	(58,251)	1,015		6,944	6,944	
276-136-727.000	Office Supplies	43,765	45,692	44,320	60,000	50,000	(10,000)	(16.67)
276-136-728.001	Postage - Large Mailing	33,565	34,762	30,099	60,000	40,000	(20,000)	(33.33)
276-136-729.001	Printed Forms	9,859	7,550	11,933	12,000	12,000		
276-136-731.001	COMPUTER SUPPLIES	571	571	806	2,000	2,000		
276-136-740.000	Operating Supplies	252			1,000	1,000		
276-136-743.000	Uniforms	609	193	204	750	2,000	1,250	166.67
276-136-776.001	Janitorial Supplies				2,000	2,000		
276-136-776.002	Building Maintenance Supplies	12,969	4,647	2,143	6,000	6,000		
276-136-779.004	SNOW REMOV SUPPLIES		302	498	500		(500)	(100.00)
276-136-804.000	Legal Services	20,787	8,157	4,902	45,000	10,000	(35,000)	(77.78)
276-136-806.005	JURY DUTY SERVICES		10,100	5,111	15,000	15,000		
276-136-807.000	Services - Membership Dues	2,865	3,035	3,854	5,000	5,000		
276-136-809.001	COVID 19 EXPENDITURES	702	461		2,500		(2,500)	(100.00)
276-136-818.000	Other Professional Services	220,901	254,654	145,579	350,000	200,000	(150,000)	(42.86)
276-136-818.006	Contractual Mowing Services	1,032	845		1,500		(1,500)	(100.00)
276-136-818.008	Bank Service Charges	7,655	8,909	692	10,000	2,000	(8,000)	(80.00)
276-136-818.037	CONTRACTUAL JANITORIAL SERVICES			33,704	51,000	51,000		
276-136-818.043	Services - Oakland Cty Police-Traf		(431)		200	200		
276-136-818.245	PROF. SERV - SNOW REMOVAL	9,500	936		78,750		(78,750)	(100.00)
276-136-819.000	Contractual Temp/PT Labor	27,050	49,844	24,834	55,000	55,000		
276-136-820.000	Services - Security	151	112		250	250		

05/01/2024

BUDGET REPORT FOR CITY OF PONTIAC

Calculations as of 06/30/2024

GL NUMBER	DESCRIPTION	2021-22 ACTIVITY	2022-23 ACTIVITY	2023-24 ACTIVITY THRU 06/30/24	2023-24 AMENDED BUDGET	2024-25 MAYOR REC. BUDGET	2024-25 MAYOR REC. AMT CHANGE	2024-25 MAYOR REC. % CHANGE
276-136-835.001	Services - Physicals				250	250		
276-136-851.000	SERVICES - COMMUNICATIONS-TELEPHONE	17,943	9,832	4,515	18,922	18,922		
276-136-851.003	SERVICES - OPTEMAN CHARGES	39,046	19,145	14,506	52,250	52,250		
276-136-852.010	SERVICES - CABLE TV/INTERNET	2,359	1,344	369	1,428	1,428		
276-136-861.000	Travel Expenses	29			5,000		(5,000)	(100.00)
276-136-861.004	Services - Travel-Mileage	1,768	2,772	1,328	4,000	2,000	(2,000)	(50.00)
276-136-861.006	Services - Travel-Registration				3,000	1,000	(2,000)	(66.67)
276-136-914.000	Insurance Property Coverage	198,512	193,656	203,335	203,336	344,052	140,716	69.20
276-136-921.000	Utilities Electricity	35,227	55,266	38,791	38,625	38,625		
276-136-922.000	Utilities Water & Sewer	8,672	9,287	7,933	13,650	13,650		
276-136-923.000	Utilities Gas Heat	14,857	16,312	9,760	15,750	15,750		
276-136-931.001	Services - Building Maintenance	23,712	35,869	20,160	50,000		(50,000)	(100.00)
276-136-932.003	Services - Maintenance-Office Mach	610	697	527	2,000	2,000		
276-136-932.008	Services - Maintenance-Fire Exting	308			750	750		
276-136-932.012	Services - Maintenance-Compnr Equip				2,000	2,000		
276-136-942.001	Copier Lease	5,738	5,738	4,782	6,300	6,300		
276-136-942.002	COPIER SUPPLIES	1,329	354	724	3,500	3,500		
276-136-957.002	Training Expense				7,500	7,500		
276-136-957.003	Employee Meals - Commission Food				1,000	1,000		
276-136-959.000	Miscellaneous Expenses	60,401	10,918	615	20,000	5,000	(15,000)	(75.00)
276-136-960.001	Books	2,095	5,608		7,500	7,500		
276-136-962.022	101 Admin Allocation-To Other Funds	276,098	276,096	163,373	163,373	168,274	4,901	3.00
276-136-977.005	Furniture & Fixtures	2,487			5,000	5,000		
276-136-977.008	Special Equipment					2,500	2,500	
276-136-977.011	Computer Equipment	3,685	27,475	24,187	45,000	45,000		
276-136-999.101	TRANSFER OUT TO FUND 101	16,056	21,000					
276-136-999.277	TRANSFER OUT TO FUND 277	5,339	18,071	9,171	21,207	19,000	(2,207)	(10.41)
Totals for dept 136 - District Court		2,724,336	2,703,029	2,039,166	4,095,756	3,850,560	(245,196)	(5.99)
Dept 151 - Court Probation								
276-151-702.000	Salaries & Wages	170,481	130,955	80,073	206,400	196,233	(10,167)	(4.93)
276-151-702.004	Overtime Wages	2,483	716	3,516	2,000	7,000	5,000	250.00
276-151-715.000	F.I.C.A. - City Contribution	12,307	5,945	6,875	21,000	15,547	(5,453)	(25.97)
276-151-716.000	MEDICAL INSURANCE	46,274	11,202	113,405	120,750	33,750	(87,000)	(72.05)
276-151-716.011	Optical & Hearing Insurance			2		360	360	
276-151-717.000	Life Insurance	2,158	681	4,064	4,200	2,805	(1,395)	(33.21)
276-151-719.000	Workers Compensation Insurance	5,523	191	231	18,900	11,700	(7,200)	(38.10)
276-151-719.001	Dental Insurance		461	997	945	1,980	1,035	109.52
276-151-721.010	Health Care Waiver				1,365		(1,365)	(100.00)
276-151-723.001	Unemployment Compensation			192		5,133	5,133	
276-151-725.000	Sick and Vacation Contribution	9,036	34,372	132		578	578	
276-151-942.002	COPIER SUPPLIES				500	500		
Totals for dept 151 - Court Probation		248,262	184,523	209,487	376,060	275,586	(100,474)	(26.72)

05/01/2024

BUDGET REPORT FOR CITY OF PONTIAC

Calculations as of 06/30/2024

GL NUMBER	DESCRIPTION	2021-22 ACTIVITY	2022-23 ACTIVITY	2023-24 ACTIVITY THRU 06/30/24	2023-24 AMENDED BUDGET	2024-25 MAYOR REC. BUDGET	2024-25 MAYOR REC. AMT CHANGE	2024-25 MAYOR REC. % CHANGE
TOTAL APPROPRIATIONS		2,972,598	2,887,552	2,248,653	4,471,816	4,126,146	(345,670)	(7.73)
NET OF REVENUES/APPROPRIATIONS - FUND 276		456,006	1,064,386	1,806,607		(692,410)	(692,410)	
BEGINNING FUND BALANCE		107	456,112	1,520,497	1,520,497	1,520,497	1,806,607	118.82
ENDING FUND BALANCE		456,113	1,520,498	3,327,104	1,520,497	828,087	1,114,197	73.28

05/01/2024

BUDGET REPORT FOR CITY OF PONTIAC

Calculations as of 06/30/2024

GL NUMBER	DESCRIPTION	2021-22 ACTIVITY	2022-23 ACTIVITY	2023-24 ACTIVITY THRU 06/30/24	2023-24 AMENDED BUDGET	2024-25 MAYOR REC. BUDGET	2024-25 MAYOR REC. AMT CHANGE	2024-25 MAYOR REC. % CHANGE
Fund 277 - MIDC GRANT FUND								
ESTIMATED REVENUES								
Dept 000								
277-000-571.000	INDIGENT DEFENSE GRANT (MIDC)					2,407,149	2,407,149	
277-000-571.000-24MIDC	INDIGENT DEFENSE GRANT (MIDC)				2,407,149	2,407,149		
277-000-571.000-25MIDC	INDIGENT DEFENSE GRANT (MIDC)					2,407,149	2,407,149	
277-000-637.036	MIDC PROJECT REVENUE	496,113	485,198	75,208				
277-000-637.036-24MIDC	MIDC PROJECT REVENUE			1,357,793				
277-000-699.276	TRANSFER IN FROM FUND 276	5,339	18,071	9,171	21,207	19,000	(2,207)	(10.41)
Totals for dept 000 -		501,452	503,269	1,442,172	2,428,356	7,240,447	4,812,091	198.16
TOTAL ESTIMATED REVENUES		501,452	503,269	1,442,172	2,428,356	7,240,447	4,812,091	198.16

05/01/2024

BUDGET REPORT FOR CITY OF PONTIAC

Calculations as of 06/30/2024

GL NUMBER	DESCRIPTION	2021-22 ACTIVITY	2022-23 ACTIVITY	2023-24 ACTIVITY THRU 06/30/24	2023-24 AMENDED BUDGET	2024-25 MAYOR REC. BUDGET	2024-25 MAYOR REC. AMT CHANGE	2024-25 MAYOR REC. % CHANGE
APPROPRIATIONS								
Dept 137 - MIDC GRANT - DISTRICT COURT								
277-137-702.000	Salaries & Wages	59,700	65,047	9,529				
277-137-702.000-24MIDC	Salaries & Wages			28,135	73,162		(73,162)	(100.00)
277-137-702.000-25MIDC	Salaries & Wages					75,348	75,348	
277-137-715.000	F.I.C.A. - City Contribution	5,169	4,041	1,003				
277-137-715.000-24MIDC	F.I.C.A. - City Contribution			2,319	5,615		(5,615)	(100.00)
277-137-715.000-25MIDC	F.I.C.A. - City Contribution					6,282	6,282	
277-137-716.011-25MIDC	Optical & Hearing Insurance					120	120	
277-137-717.000-24MIDC	Life Insurance				22		(22)	(100.00)
277-137-717.000-25MIDC	Life Insurance					935	935	
277-137-718.500	MERS EMPLOYER CONTRIBUTIONS		1,623	374				
277-137-718.500-24MIDC	MERS EMPLOYER CONTRIBUTIONS			787	2,444	5,274	2,830	115.79
277-137-718.500-25MIDC	MERS EMPLOYER CONTRIBUTIONS					5,274	5,274	
277-137-719.000	Workers Compensation Insurance	196	95					
277-137-719.000-24MIDC	Workers Compensation Insurance				133		(133)	(100.00)
277-137-719.000-25MIDC	Workers Compensation Insurance					3,900	3,900	
277-137-719.001-25MIDC	Dental Insurance					660	660	
277-137-721.010	Health Care Waiver	7,865	7,204	1,087				
277-137-721.010-24MIDC	Health Care Waiver			(3,023)	8,314		(8,314)	(100.00)
277-137-721.010-25MIDC	Health Care Waiver					6,766	6,766	
277-137-723.001	Unemployment Compensation			64	3,020		(3,020)	(100.00)
277-137-723.001-25MIDC	Unemployment Compensation					1,711	1,711	
277-137-725.000	Sick and Vacation Contribution	5,339	(5,339)	5,339				
277-137-725.000-25MIDC	Sick and Vacation Contribution					290	290	
277-137-727.000	Office Supplies	1,304	262			1,200	1,200	
277-137-727.000-24MIDC	Office Supplies			387	1,200	1,200		
277-137-727.000-25MIDC	Office Supplies					1,200	1,200	
277-137-804.000	Legal Services	421,880	424,997			2,311,920	2,311,920	
277-137-804.000-24MIDC	Legal Services			392,083	2,311,920	2,311,920		
277-137-804.000-25MIDC	Legal Services					2,311,920	2,311,920	
277-137-818.000	Other Professional Services					12,400	12,400	
277-137-818.000-24MIDC	Other Professional Services			1,000	12,400	12,400		
277-137-818.000-25MIDC	Other Professional Services					12,400	12,400	
277-137-955.000	INDIRECT COSTS					8,966	8,966	
277-137-955.000-24MIDC	INDIRECT COSTS				8,966	8,966		
277-137-955.000-25MIDC	INDIRECT COSTS					8,966	8,966	
277-137-957.002	Training Expense					1,160	1,160	
277-137-957.002-24MIDC	Training Expense				1,160	1,160		
277-137-957.002-25MIDC	Training Expense					1,160	1,160	
Totals for dept 137 - MIDC GRANT - DISTRICT COURT		501,453	497,930	439,084	2,428,356	7,113,498	4,685,142	192.93

05/01/2024

BUDGET REPORT FOR CITY OF PONTIAC

Calculations as of 06/30/2024

GL NUMBER	DESCRIPTION	2021-22	2022-23	2023-24	2023-24	2024-25	2024-25	2024-25
		ACTIVITY	ACTIVITY	ACTIVITY	AMENDED	MAYOR REC.	MAYOR REC.	MAYOR REC.
				THRU 06/30/24	BUDGET	BUDGET	AMT CHANGE	% CHANGE
TOTAL APPROPRIATIONS		501,453	497,930	439,084	2,428,356	7,113,498	4,685,142	192.93
NET OF REVENUES/APPROPRIATIONS - FUND 277		(1)	5,339	1,003,088		126,949	126,949	
BEGINNING FUND BALANCE				5,339	5,339	5,339	1,003,088	18,787.94
ENDING FUND BALANCE		(1)	5,339	1,008,427	5,339	132,288	1,130,037	21,165.71

05/01/2024

BUDGET REPORT FOR CITY OF PONTIAC

Calculations as of 06/30/2024

GL NUMBER	DESCRIPTION	2021-22 ACTIVITY	2022-23 ACTIVITY	2023-24 ACTIVITY THRU 06/30/24	2023-24 AMENDED BUDGET	2024-25 MAYOR REC. BUDGET	2024-25 MAYOR REC. AMT CHANGE	2024-25 MAYOR REC. % CHANGE
Fund 284 - OPIOID SETTLEMENT FUND								
ESTIMATED REVENUES								
Dept 000								
284-000-685.000	OPIOID SETTLEMENT REVENUE		194,282	49,304	49,300		(49,300)	(100.00)
Totals for dept 000 -			194,282	49,304	49,300		(49,300)	(100.00)
TOTAL ESTIMATED REVENUES			194,282	49,304	49,300		(49,300)	(100.00)
NET OF REVENUES/APPROPRIATIONS - FUND 284			194,282	49,304	49,300		(49,300)	(100.00)
BEGINNING FUND BALANCE				194,282	194,282	243,582	49,304	25.38
ENDING FUND BALANCE			194,282	243,586	243,582	243,582	4	

05/01/2024

BUDGET REPORT FOR CITY OF PONTIAC

Calculations as of 06/30/2024

GL NUMBER	DESCRIPTION	2021-22 ACTIVITY	2022-23 ACTIVITY	2023-24 ACTIVITY THRU 06/30/24	2023-24 AMENDED BUDGET	2024-25 MAYOR REC. BUDGET	2024-25 MAYOR REC. AMT CHANGE	2024-25 MAYOR REC. % CHANGE
Fund 285 - ARPA								
ESTIMATED REVENUES								
Dept 000								
285-000-532.000-AMPLIF	Federal grants others		60,000					
285-000-532.000-ARPCMP	Federal grants others					215,300	215,300	
285-000-532.000-ARPDW	Federal grants others		407,230		591,004		(591,004)	(100.00)
285-000-532.000-ARPHRP	Federal grants others		13,526		2,369,166	204,536	(2,164,630)	(91.37)
285-000-532.000-ARPPRK	Federal grants others				4,328,362		(4,328,362)	(100.00)
285-000-532.000-ARPYTH	Federal grants others				3,000,000		(3,000,000)	(100.00)
285-000-532.000-DEVPRJ	Federal grants others				2,875,000		(2,875,000)	(100.00)
285-000-532.000-PRKING	Federal grants others				175,000		(175,000)	(100.00)
285-000-532.000-REVLOS	Federal grants others		10,000,000					
Totals for dept 000 -			10,480,756		13,338,532	419,836	(12,918,696)	(96.85)
TOTAL ESTIMATED REVENUES			10,480,756		13,338,532	419,836	(12,918,696)	(96.85)

05/01/2024

BUDGET REPORT FOR CITY OF PONTIAC

Calculations as of 06/30/2024

GL NUMBER	DESCRIPTION	2021-22 ACTIVITY	2022-23 ACTIVITY	2023-24 ACTIVITY THRU 06/30/24	2023-24 AMENDED BUDGET	2024-25 MAYOR REC. BUDGET	2024-25 MAYOR REC. AMT CHANGE	2024-25 MAYOR REC. % CHANGE
APPROPRIATIONS								
Dept 458 - PUBLIC WORKS OPERATIONS								
285-458-977.002-ARPDW	VEHICLES				200,000		(200,000)	(100.00)
285-458-977.007-ARPDW	MOWERS		99,214					
285-458-977.008-ARPDW	Special Equipment		1,516					
285-458-977.009-ARPDW	TRAILERS		10,998					
285-458-977.010-ARPDW	STREET SWEEPERS		295,502	295,502	686,506		(686,506)	(100.00)
Totals for dept 458 - PUBLIC WORKS OPERATIONS			407,230	295,502	886,506		(886,506)	(100.00)
Dept 690 - REDEVELOPMENT AND HOUSING								
285-690-777.002-PRKING	Traffic Signs				25,000		(25,000)	(100.00)
285-690-818.000-DEVPRJ	Other Professional Services				2,865,000		(2,865,000)	(100.00)
285-690-818.035-PRKING	PARKING MANAGEMENT				150,000		(150,000)	(100.00)
285-690-901.000-DEVPRJ	Printing and Bindery Service				10,000		(10,000)	(100.00)
Totals for dept 690 - REDEVELOPMENT AND HOUSING					3,050,000		(3,050,000)	(100.00)
Dept 699 - GRANT MANAGEMENT AND PHILANTHROPY								
285-699-702.000-ARPHRP	Salaries & Wages		11,878	45,102	182,609	143,795	(38,814)	(21.26)
285-699-702.002-ARPCMP	Temporary Employee Wages					200,000	200,000	
285-699-707.003-ARPHRP	CELL PHONE STIPEND		50	850	1,200	1,200		
285-699-715.000-ARPCMP	F.I.C.A. - City Contribution					15,300	15,300	
285-699-715.000-ARPHRP	F.I.C.A. - City Contribution		824	3,522	14,384	11,000	(3,384)	(23.53)
285-699-716.000-ARPHRP	MEDICAL INSURANCE			8,152	34,195	22,500	(11,695)	(34.20)
285-699-716.011-ARPHRP	Optical & Hearing Insurance			7	10	240	230	2,300.00
285-699-717.000-ARPHRP	Life Insurance			642	928	1,870	942	101.51
285-699-718.500-ARPHRP	MERS EMPLOYER CONTRIBUTIONS			1,061	13,916	10,836	(3,080)	(22.13)
285-699-719.000-ARPHRP	Workers Compensation Insurance			692	1,000	7,800	6,800	680.00
285-699-719.001-ARPHRP	Dental Insurance			393	568	1,320	752	132.39
285-699-723.001-ARPHRP	Unemployment Compensation					3,422	3,422	
285-699-725.000-ARPHRP	Sick and Vacation Contribution			445	759	553	(206)	(27.14)
285-699-728.000-ARPHRP	Postage				20,000		(20,000)	(100.00)
285-699-728.000-ARPPRK	Postage				10,000		(10,000)	(100.00)
285-699-816.000-ARPCPK	Services - Contracted Construction			41,700				
285-699-816.101-ARPPRK	PROF SERV - DISTRICT 1				571,429		(571,429)	(100.00)
285-699-816.102-ARPPRK	PROF SERV - DISTRICT 2				571,429		(571,429)	(100.00)
285-699-816.103-ARPPRK	PROF SERV - DISTRICT 3				571,429		(571,429)	(100.00)
285-699-816.104-ARPPRK	PROF SERV - DISTRICT 4				571,429		(571,429)	(100.00)
285-699-816.105-ARPPRK	PROF SERV - DISTRICT 5				571,429		(571,429)	(100.00)
285-699-816.106-ARPPRK	PROF SERV - DISTRICT 6				571,429		(571,429)	(100.00)
285-699-816.107-ARPPRK	PROF SERV - DISTRICT 7				571,429		(571,429)	(100.00)
285-699-818.000-ARPHRP	Other Professional Services			109,220	2,280,000		(2,280,000)	(100.00)
285-699-818.000-ARPPRK	Other Professional Services				15,000		(15,000)	(100.00)

05/01/2024

BUDGET REPORT FOR CITY OF PONTIAC

Calculations as of 06/30/2024

GL NUMBER	DESCRIPTION	2021-22 ACTIVITY	2022-23 ACTIVITY	2023-24 ACTIVITY THRU 06/30/24	2023-24 AMENDED BUDGET	2024-25 MAYOR REC. BUDGET	2024-25 MAYOR REC. AMT CHANGE	2024-25 MAYOR REC. % CHANGE
285-699-818.085-AMPLIF	PROFESSIONAL SERV-AMPLIFUND		60,000					
285-699-861.000-ARPHRP	Travel Expenses			1,311	2,000		(2,000)	(100.00)
285-699-901.000-ARPHRP	Printing and Bindery Service		773	1,821	5,227		(5,227)	(100.00)
285-699-901.000-ARPPRK	Printing and Bindery Service				10,000		(10,000)	(100.00)
285-699-902.005-ARPHRP	Public Notices				1,000		(1,000)	(100.00)
285-699-902.005-ARPPRK	Public Notices				1,000		(1,000)	(100.00)
285-699-956.101-REVLOS	CONTRIBUTION TO GENERAL FUND		10,000,000					
285-699-957.002-ARPHRP	Training Expense			440	2,000		(2,000)	(100.00)
285-699-969.004-ARPBUS	Contributions - Grant Program			98				
Totals for dept 699 - GRANT MANAGEMENT AND PHILANTHROPY			10,073,525	215,456	6,595,799	419,836	(6,175,963)	(93.63)
Dept 756 - RECREATION FACILITY								
285-756-818.000-ARPYTH	Other Professional Services				3,000,000		(3,000,000)	(100.00)
Totals for dept 756 - RECREATION FACILITY					3,000,000		(3,000,000)	(100.00)
Dept 818 - PARKS GROUNDS MAINTENANCE								
285-818-977.002-ARPPRK	VEHICLES				292,359		(292,359)	(100.00)
Totals for dept 818 - PARKS GROUNDS MAINTENANCE					292,359		(292,359)	(100.00)
TOTAL APPROPRIATIONS			10,480,755	510,958	13,824,664	419,836	(13,404,828)	(96.96)
NET OF REVENUES/APPROPRIATIONS - FUND 285			1	(510,958)	(486,132)		486,132	(100.00)
BEGINNING FUND BALANCE						0	(510,958)	
ENDING FUND BALANCE			1	(510,958)	(486,132)	0	(24,826)	5.11

05/01/2024

BUDGET REPORT FOR CITY OF PONTIAC

Calculations as of 06/30/2024

GL NUMBER	DESCRIPTION	2021-22 ACTIVITY	2022-23 ACTIVITY	2023-24 ACTIVITY THRU 06/30/24	2023-24 AMENDED BUDGET	2024-25 MAYOR REC. BUDGET	2024-25 MAYOR REC. AMT CHANGE	2024-25 MAYOR REC. % CHANGE
Fund 445 - Capital Improvements Fund								
ESTIMATED REVENUES								
Dept 000								
445-000-402.000	CURRENT REAL PROPERTY TAXES		765,588	1,180,236	1,165,937	1,181,000	15,063	1.29
445-000-403.000	Current Property taxes	1,036,626						
445-000-403.002	Property Tax Chargebacks	4,137	(8,807)	(150)		(10,000)	(10,000)	
445-000-410.000	CURRENT PERSONAL PROPERTY TAXES		323,759	333,683	303,971	334,000	30,029	9.88
445-000-411.000	DELINQUENT REAL PROPERTY TAXES		196,994		45,546	80,000	34,454	75.65
445-000-412.000	DELINQUENT PERSONAL PROPERTY		4,534	2,285	15,198	4,500	(10,698)	(70.39)
445-000-416.000	TAX INCREMENT FINANCE (TIF) CAPTURE			(254,978)	(255,000)	(255,000)		
445-000-433.000	COMMERCIAL FACILITIES TAX		2,821	2,821	2,821	2,821		
445-000-437.000	INDUSTRIAL FACILITY TAX		3,737	9,467	3,736	9,500	5,764	154.28
445-000-528.000	FEDERAL GRANTS OTHER					41,746	41,746	
445-000-528.000-SKATEP	FEDERAL GRANTS OTHER		44,275	80,725	122,471		(122,471)	(100.00)
445-000-539.000-OPDCON	State grants				7,497,100		(7,497,100)	(100.00)
445-000-569.000	STATE GRANTS - OTHER			75,139				
445-000-573.000	LOCAL COMMUNITY STABILIZATION SHARE	33,146	35,570	13,935	33,146	28,000	(5,146)	(15.53)
445-000-665.001	Investments Income	(15,700)	75,944	47,786	50,474	5,474	(45,000)	(89.15)
445-000-674.101-SKATEP	CONTRIBUTION FROM 101	55,000						
445-000-675.000-SKATEP	Contribution From Private Source			388,224	388,224		(388,224)	(100.00)
445-000-686.000	REIMBURSEMENTS		20,951					
Totals for dept 000 -		1,113,209	1,465,366	1,879,173	9,373,624	1,422,041	(7,951,583)	(84.83)
TOTAL ESTIMATED REVENUES		1,113,209	1,465,366	1,879,173	9,373,624	1,422,041	(7,951,583)	(84.83)

05/01/2024

BUDGET REPORT FOR CITY OF PONTIAC

Calculations as of 06/30/2024

GL NUMBER	DESCRIPTION	2021-22 ACTIVITY	2022-23 ACTIVITY	2023-24 ACTIVITY THRU 06/30/24	2023-24 AMENDED BUDGET	2024-25 MAYOR REC. BUDGET	2024-25 MAYOR REC. AMT CHANGE	2024-25 MAYOR REC. % CHANGE			
APPROPRIATIONS											
Dept 227 - COMMUNICATIONS											
445-227-977.002	VEHICLES				50,000	50,000					
Totals for dept 227 - COMMUNICATIONS					50,000	50,000					
Dept 228 - Information Technology											
445-228-977.011	Computer Equipment	21,314	28,762	43,579	46,400	80,000	33,600	72.41			
Totals for dept 228 - Information Technology					21,314	28,762	43,579	46,400	80,000	33,600	72.41
Dept 265 - Building Maintenance											
445-265-974.021	City Hall Lot Repairs		150,000								
445-265-976.001	BUILDING ADDITIONS & IMPROVEMENTS	34,009				1,700,000	1,700,000				
445-265-977.005	Furniture & Fixtures			9,296	9,300		(9,300)	(100.00)			
Totals for dept 265 - Building Maintenance					34,009	150,000	9,296	9,300	1,700,000	1,690,700	18,179.57
Dept 273 - Cemetery Ottawa Park											
445-273-976.001	BUILDING ADDITIONS & IMPROVEMENTS	4,145		125,000	185,000	125,000	(60,000)	(32.43)			
Totals for dept 273 - Cemetery Ottawa Park					4,145		125,000	185,000	125,000	(60,000)	(32.43)
Dept 276 - Cemetery Oak Hill											
445-276-976.001	BUILDING ADDITIONS & IMPROVEMENTS				275,000	275,000					
Totals for dept 276 - Cemetery Oak Hill							275,000	275,000			
Dept 291 - CABLE											
445-291-976.001	BUILDING ADDITIONS & IMPROVEMENTS	228,895	(1,612)								
Totals for dept 291 - CABLE					228,895	(1,612)					
Dept 301 - POLICE/SHERIFF											
445-301-976.001	BUILDING ADDITIONS & IMPROVEMENTS	36,524	107,516	22,000	400,000	600,000	200,000	50.00			
Totals for dept 301 - POLICE/SHERIFF					36,524	107,516	22,000	400,000	600,000	200,000	50.00
Dept 448 - Street Lighting											
445-448-974.056	STREET LIGHT IMPROVEMENTS	129,499		137,810	320,000	320,000					
Totals for dept 448 - Street Lighting					129,499		137,810	320,000	320,000		
Dept 451 - Construction Road & Bridges											
445-451-818.000-OPDCON	Other Professional Services				2,752,100		(2,752,100)	(100.00)			
445-451-974.001-OPDCON	Trails MEADOW AND M59				1,930,000		(1,930,000)	(100.00)			
445-451-974.004	SPEED HUMPS & SIGNAGE		207,662	391,538							
445-451-974.055	TO BE DETERMINED ROAD			303,967	900,000	900,000					
445-451-974.074-OPDCON	ROAD CONSTRUCTION				1,250,000		(1,250,000)	(100.00)			
Totals for dept 451 - Construction Road & Bridges						207,662	695,505	6,832,100	900,000	(5,932,100)	(86.83)

05/01/2024

BUDGET REPORT FOR CITY OF PONTIAC

Calculations as of 06/30/2024

GL NUMBER	DESCRIPTION	2021-22 ACTIVITY	2022-23 ACTIVITY	2023-24 ACTIVITY THRU 06/30/24	2023-24 AMENDED BUDGET	2024-25 MAYOR REC. BUDGET	2024-25 MAYOR REC. AMT CHANGE	2024-25 MAYOR REC. % CHANGE
Dept 458 - PUBLIC WORKS OPERATIONS								
445-458-977.002	VEHICLES			48,315	739,000	200,000	(539,000)	(72.94)
445-458-977.009	TRAILERS			4,999	11,000		(11,000)	(100.00)
Totals for dept 458 - PUBLIC WORKS OPERATIONS				53,314	750,000	200,000	(550,000)	(73.33)
Dept 463 - Rountine Maintenance Roads								
445-463-974.072-OPDCON	CENTERPOINTE				1,565,000		(1,565,000)	(100.00)
Totals for dept 463 - Rountine Maintenance Roads					1,565,000		(1,565,000)	(100.00)
Dept 699 - GRANT MANAGEMENT AND PHILANTHROPY								
445-699-976.001-SKATEP	BUILDING ADDITIONS & IMPROVEMENTS		99,275	450,725	460,695		(460,695)	(100.00)
445-699-977.005	Furniture & Fixtures		8,435		8,435		(8,435)	(100.00)
Totals for dept 699 - GRANT MANAGEMENT AND PHILANTHROPY				107,710	450,725	469,130	(469,130)	(100.00)
Dept 756 - RECREATION FACILITY								
445-756-971.001	Land Acquisition of Real Property		340,739					
445-756-976.002	LAND IMPROVEMENTS				25,600		(25,600)	(100.00)
Totals for dept 756 - RECREATION FACILITY				340,739	25,600		(25,600)	(100.00)
Dept 815 - Senior Cittizen Recreation Programs								
445-815-976.001	BUILDING ADDITIONS & IMPROVEMENTS			9,057	9,057		(9,057)	(100.00)
445-815-977.008	Special Equipment			108,430	133,249		(133,249)	(100.00)
Totals for dept 815 - Senior Cittizen Recreation Programs				117,487	142,306		(142,306)	(100.00)
TOTAL APPROPRIATIONS		454,386	940,777	1,654,716	11,069,836	4,250,000	(6,819,836)	(61.61)
NET OF REVENUES/APPROPRIATIONS - FUND 445		658,823	524,589	224,457	(1,696,212)	(2,827,959)	(1,131,747)	66.72
BEGINNING FUND BALANCE		3,160,928	3,819,751	4,344,341	4,344,341	3,398,129	224,457	5.17
ENDING FUND BALANCE		3,819,751	4,344,340	4,568,798	2,648,129	570,170	(907,290)	(34.26)

05/01/2024

BUDGET REPORT FOR CITY OF PONTIAC

Calculations as of 06/30/2024

GL NUMBER	DESCRIPTION	2021-22 ACTIVITY	2022-23 ACTIVITY	2023-24 ACTIVITY THRU 06/30/24	2023-24 AMENDED BUDGET	2024-25 MAYOR REC. BUDGET	2024-25 MAYOR REC. AMT CHANGE	2024-25 MAYOR REC. % CHANGE
Fund 585 - Parking Enterprise Fund								
ESTIMATED REVENUES								
Dept 000								
585-000-665.001	Investments Income	(89,736)	104,519					
Totals for dept 000 -		(89,736)	104,519					
TOTAL ESTIMATED REVENUES		(89,736)	104,519					

05/01/2024

BUDGET REPORT FOR CITY OF PONTIAC

Calculations as of 06/30/2024

GL NUMBER	DESCRIPTION	2021-22 ACTIVITY	2022-23 ACTIVITY	2023-24 ACTIVITY THRU 06/30/24	2023-24 AMENDED BUDGET	2024-25 MAYOR REC. BUDGET	2024-25 MAYOR REC. AMT CHANGE	2024-25 MAYOR REC. % CHANGE
APPROPRIATIONS								
Dept 564 - Phoenix Center Parking								
585-564-804.000	Legal Services	(100,629)						
585-564-804.018	LEGAL SERVICES	34,576						
585-564-818.008	Bank Service Charges	31,565	34,249					
585-564-922.000	Utilities Water & Sewer	511	493					
585-564-923.000	Utilities Gas Heat	183	190					
585-564-931.001	Services - Building Maintenance	164,692						
585-564-962.022	101 Admin Allocation-To Other Funds	51,390	51,720					
585-564-968.000	Depreciation	522,058	542,724					
585-564-974.035	Phoenix Center Projects	(4,561)						
Totals for dept 564 - Phoenix Center Parking		699,785	629,376					
Dept 566 - Parking City								
585-566-718.100	PENSION EXPENSE - GERS	(891,678)	1,617,207					
585-566-737.000	OPEB EXPENSE	79,460						
585-566-818.008	Bank Service Charges	17,400	4,000					
585-566-914.000	Insurance Property Coverage	18,679						
585-566-968.000	Depreciation	42,803	50,948					
Totals for dept 566 - Parking City		(733,336)	1,672,155					
TOTAL APPROPRIATIONS		(33,551)	2,301,531					
NET OF REVENUES/APPROPRIATIONS - FUND 585		(56,185)	(2,197,012)					
BEGINNING FUND BALANCE		11,452,748	11,396,563	9,199,547	9,199,547	9,199,547		
FUND BALANCE ADJUSTMENTS			(4)					
ENDING FUND BALANCE		11,396,563	9,199,547	9,199,547	9,199,547	9,199,547		

05/01/2024

BUDGET REPORT FOR CITY OF PONTIAC

Calculations as of 06/30/2024

GL NUMBER	DESCRIPTION	2021-22 ACTIVITY	2022-23 ACTIVITY	2023-24 ACTIVITY THRU 06/30/24	2023-24 AMENDED BUDGET	2024-25 MAYOR REC. BUDGET	2024-25 MAYOR REC. AMT CHANGE	2024-25 MAYOR REC. % CHANGE
Fund 629 - Employees Sick & Vacation Pay Fund								
ESTIMATED REVENUES								
Dept 000								
629-000-680.010	Sick and Vacation Contribution			7,102				
Totals for dept 000 -				7,102				
TOTAL ESTIMATED REVENUES				7,102				
NET OF REVENUES/APPROPRIATIONS - FUND 629				7,102				
BEGINNING FUND BALANCE						7,102	7,102	
ENDING FUND BALANCE						7,102	7,102	

05/01/2024

BUDGET REPORT FOR CITY OF PONTIAC

Calculations as of 06/30/2024

GL NUMBER	DESCRIPTION	2021-22 ACTIVITY	2022-23 ACTIVITY	2023-24 ACTIVITY THRU 06/30/24	2023-24 AMENDED BUDGET	2024-25 MAYOR REC. BUDGET	2024-25 MAYOR REC. AMT CHANGE	2024-25 MAYOR REC. % CHANGE
Fund 659 - Insurance Fund								
ESTIMATED REVENUES								
Dept 000								
659-000-671.000	MISCELLANEOUS REVENUE		57,331	3,534		1,000	1,000	
659-000-680.001	MEDICAL-EMPLOYEE	96,803	97,282	53,098	116,164	170,800	54,636	47.03
659-000-680.002	Medical-Retiree	46,194	(86)		55,433		(55,433)	(100.00)
659-000-680.003	MEDICAL-EMPLOYER	321,692	274,939	1,856,058	1,921,280	1,351,051	(570,229)	(29.68)
659-000-680.044	Optical/Hearing-Active	6,700	4,721	5,401	1,180	20,600	19,420	1,645.76
659-000-680.100	MEDICAL - GERS	429,555	31,840		466		(466)	(100.00)
659-000-680.200	MEDICAL - PFRS	4,566,810	3,778,575	1,874,984	1,627,172		(1,627,172)	(100.00)
659-000-681.001	Life-Active	20,334	13,111	154,808	24,401	172,970	148,569	608.86
659-000-683.001	Dental-Active	35,295	37,231	95,689	83,215	136,900	53,685	64.51
659-000-684.045	General and Property Insurance	673,406	682,188	739,937	741,851	1,600,000	858,149	115.68
659-000-686.000	REIMBURSEMENTS		1,042			500	500	
Totals for dept 000 -		6,196,789	4,978,174	4,783,509	4,571,162	3,453,821	(1,117,341)	(24.44)
Dept 966 - Transfers To / From Other Funds								
659-966-699.101	TRANSFER IN FROM FUND 101				1,000,000		(1,000,000)	(100.00)
Totals for dept 966 - Transfers To / From Other Funds					1,000,000		(1,000,000)	(100.00)
TOTAL ESTIMATED REVENUES		6,196,789	4,978,174	4,783,509	5,571,162	3,453,821	(2,117,341)	(38.01)

05/01/2024

BUDGET REPORT FOR CITY OF PONTIAC

Calculations as of 06/30/2024

GL NUMBER	DESCRIPTION	2021-22 ACTIVITY	2022-23 ACTIVITY	2023-24 ACTIVITY THRU 06/30/24	2023-24 AMENDED BUDGET	2024-25 MAYOR REC. BUDGET	2024-25 MAYOR REC. AMT CHANGE	2024-25 MAYOR REC. % CHANGE
APPROPRIATIONS								
Dept 194 - Risk Management								
659-194-818.000	Other Professional Services	296,654			355,985	360,000	4,015	1.13
659-194-852.010	SERVICES - CABLE TV/INTERNET	25			30	30		
659-194-914.000	Insurance Property Coverage		8,460			9,600	9,600	
Totals for dept 194 - Risk Management		296,679	8,460		356,015	369,630	13,615	3.82
Dept 851 - Insurance and Bonds								
659-851-914.000	Insurance Property Coverage	382,900	380,022	395,918	459,480	460,000	520	0.11
659-851-915.001	Insurance-Other Liability Claims	(430,210)	458,498		499,748	500,000	252	0.05
Totals for dept 851 - Insurance and Bonds		(47,310)	838,520	395,918	959,228	960,000	772	0.08
Dept 854 - Employee Medical Insurance								
659-854-716.000	MEDICAL INSURANCE	783,919	940,676	1,064,017	1,600,000	1,676,250	76,250	4.77
659-854-716.011	Optical & Hearing Insurance	10,119	11,058	12,532	18,143	22,320	4,177	23.02
659-854-717.000	Life Insurance & Disability Insurance	69,530	90,358	144,430	184,213	173,910	(10,303)	(5.59)
659-854-719.001	Dental Insurance	61,653	66,417	81,248	107,773	122,760	14,987	13.91
659-854-804.013	Legal Services-Miller Canfield	126,429	42,146	28,625	151,715	152,000	285	0.19
659-854-818.000	Other Professional Services	5,150			6,180	10,000	3,820	61.81
659-854-818.082	PROF SERV. - MEADOWBROOK	44,946	31,822	17,404	53,935	54,000	65	0.12
Totals for dept 854 - Employee Medical Insurance		1,101,746	1,182,477	1,348,256	2,121,959	2,211,240	89,281	4.21
Dept 861 - Retiree Fringes								
659-861-716.001	Medical Insurance - Retiree	4,761,373	4,106,988	1,916,407	2,006,755		(2,006,755)	(100.00)
Totals for dept 861 - Retiree Fringes		4,761,373	4,106,988	1,916,407	2,006,755		(2,006,755)	(100.00)
TOTAL APPROPRIATIONS		6,112,488	6,136,445	3,660,581	5,443,957	3,540,870	(1,903,087)	(34.96)
NET OF REVENUES/APPROPRIATIONS - FUND 659		84,301	(1,158,271)	1,122,928	127,205	(87,049)	(214,254)	(168.43)
BEGINNING FUND BALANCE		2,137,618	2,221,918	1,063,646	1,063,646	1,190,851	1,122,928	105.57
ENDING FUND BALANCE		2,221,919	1,063,647	2,186,574	1,190,851	1,103,802	908,674	76.30

05/01/2024

BUDGET REPORT FOR CITY OF PONTIAC

Calculations as of 06/30/2024

GL NUMBER	DESCRIPTION	2021-22 ACTIVITY	2022-23 ACTIVITY	2023-24 ACTIVITY THRU 06/30/24	2023-24 AMENDED BUDGET	2024-25 MAYOR REC. BUDGET	2024-25 MAYOR REC. AMT CHANGE	2024-25 MAYOR REC. % CHANGE
Fund 677 - Self Insurance Workers Compensation								
ESTIMATED REVENUES								
Dept 000								
677-000-665.001	Investments Income	1			1	1		
677-000-682.001	WC CITY EMPLOYEE PREMIUM FROM FUND	75,277	41,501	12,307	313,512	604,500	290,988	92.82
677-000-682.002	SELF INSURANCE REIMBURSEMENT - ALL OI	322,248	332,193	67,151	163,518	100,000	(63,518)	(38.84)
677-000-682.003	SELF INSURANCE REIMBURSEMENTS - WRC	1,647	1,249	472	1,976	6,000	4,024	203.64
Totals for dept 000 -		399,173	374,943	79,930	479,007	710,501	231,494	48.33
TOTAL ESTIMATED REVENUES		399,173	374,943	79,930	479,007	710,501	231,494	48.33

05/01/2024

BUDGET REPORT FOR CITY OF PONTIAC

Calculations as of 06/30/2024

GL NUMBER	DESCRIPTION	2021-22 ACTIVITY	2022-23 ACTIVITY	2023-24 ACTIVITY THRU 06/30/24	2023-24 AMENDED BUDGET	2024-25 MAYOR REC. BUDGET	2024-25 MAYOR REC. AMT CHANGE	2024-25 MAYOR REC. % CHANGE
APPROPRIATIONS								
Dept 851 - Insurance and Bonds								
677-851-722.005	WORKERS' COMP - PREMIUMS	74,159	44,787	217,565	219,991	227,800	7,809	3.55
677-851-722.308	WORKERS COMP CLAIMS - POLICE	200,526	165,761	129,224	218,995	225,000	6,005	2.74
677-851-722.448	WORKERS COMP CLAIMS - DPW	69,749	25,300	11,707	141,890	150,000	8,110	5.72
677-851-722.591	WORKERS COMP CLAIMS - WRC	1,647	1,550	4,066	12,544	6,000	(6,544)	(52.17)
677-851-722.954	WORKERS COMP CLAIMS - GENERAL	300		8,374	8,560	9,000	440	5.14
677-851-915.050	IBNR DEPOSIT LIABILITY ADJUSTMENT	(74,702)			63,350	75,000	11,650	18.39
Totals for dept 851 - Insurance and Bonds		271,679	237,398	370,936	665,330	692,800	27,470	4.13
TOTAL APPROPRIATIONS		271,679	237,398	370,936	665,330	692,800	27,470	4.13
NET OF REVENUES/APPROPRIATIONS - FUND 677		127,494	137,545	(291,006)	(186,323)	17,701	204,024	(109.50)
BEGINNING FUND BALANCE		1,205,738	1,333,232	1,470,778	1,470,778	1,284,455	(291,006)	(19.79)
FUND BALANCE ADJUSTMENTS			2				204,024	(109.50)
ENDING FUND BALANCE		1,333,232	1,470,779	1,179,772	1,284,455	1,302,156	(86,982)	(6.77)

05/01/2024

BUDGET REPORT FOR CITY OF PONTIAC

Calculations as of 06/30/2024

GL NUMBER	DESCRIPTION	2021-22 ACTIVITY	2022-23 ACTIVITY	2023-24 ACTIVITY THRU 06/30/24	2023-24 AMENDED BUDGET	2024-25 MAYOR REC. BUDGET	2024-25 MAYOR REC. AMT CHANGE	2024-25 MAYOR REC. % CHANGE
Fund 703 - Current Tax Collections Fund								
ESTIMATED REVENUES								
Dept 000								
703-000-408.000	ADDITIONS-PROP TAXES COLLECTED FOR O	27,785,741	29,240,303					
Totals for dept 000 -		27,785,741	29,240,303					
TOTAL ESTIMATED REVENUES		27,785,741	29,240,303					

05/01/2024

BUDGET REPORT FOR CITY OF PONTIAC

Calculations as of 06/30/2024

GL NUMBER	DESCRIPTION	2021-22 ACTIVITY	2022-23 ACTIVITY	2023-24 ACTIVITY THRU 06/30/24	2023-24 AMENDED BUDGET	2024-25 MAYOR REC. BUDGET	2024-25 MAYOR REC. AMT CHANGE	2024-25 MAYOR REC. % CHANGE
APPROPRIATIONS								
Dept 000								
703-000-963.000	DEDUCTIONS-PROP TAXES REMITTED TO O1	27,785,741	29,240,303					
Totals for dept 000 -		27,785,741	29,240,303					
TOTAL APPROPRIATIONS		27,785,741	29,240,303					
NET OF REVENUES/APPROPRIATIONS - FUND 703								
BEGINNING FUND BALANCE								
ENDING FUND BALANCE								

05/01/2024

BUDGET REPORT FOR CITY OF PONTIAC

Calculations as of 06/30/2024

GL NUMBER	DESCRIPTION	2021-22 ACTIVITY	2022-23 ACTIVITY	2023-24 ACTIVITY THRU 06/30/24	2023-24 AMENDED BUDGET	2024-25 MAYOR REC. BUDGET	2024-25 MAYOR REC. AMT CHANGE	2024-25 MAYOR REC. % CHANGE
Fund 761 - District Court Trust & Agency Fund								
ESTIMATED REVENUES								
Dept 000								
761-000-409.000	COURT FEES COLLECTED FOR OTHERS	895,490	803,390					
Totals for dept 000 -		895,490	803,390					
TOTAL ESTIMATED REVENUES		895,490	803,390					

05/01/2024

BUDGET REPORT FOR CITY OF PONTIAC

Calculations as of 06/30/2024

GL NUMBER	DESCRIPTION	2021-22 ACTIVITY	2022-23 ACTIVITY	2023-24 ACTIVITY THRU 06/30/24	2023-24 AMENDED BUDGET	2024-25 MAYOR REC. BUDGET	2024-25 MAYOR REC. AMT CHANGE	2024-25 MAYOR REC. % CHANGE
APPROPRIATIONS								
Dept 000								
761-000-964.001	COURT FEES REMITTED TO OTHERS	895,490	803,390					
Totals for dept 000 -		895,490	803,390					
TOTAL APPROPRIATIONS		895,490	803,390					

05/01/2024

BUDGET REPORT FOR CITY OF PONTIAC

Calculations as of 06/30/2024

GL NUMBER	DESCRIPTION	2021-22 ACTIVITY	2022-23 ACTIVITY	2023-24 ACTIVITY THRU 06/30/24	2023-24 AMENDED BUDGET	2024-25 MAYOR REC. BUDGET	2024-25 MAYOR REC. AMT CHANGE	2024-25 MAYOR REC. % CHANGE
NET OF REVENUES/APPROPRIATIONS - FUND 761								
BEGINNING FUND BALANCE								
ENDING FUND BALANCE								

05/01/2024

BUDGET REPORT FOR CITY OF PONTIAC

Calculations as of 06/30/2024

GL NUMBER	DESCRIPTION	2021-22	2022-23	2023-24	2023-24	2024-25	2024-25	2024-25
		ACTIVITY	ACTIVITY	ACTIVITY	AMENDED	MAYOR REC.	MAYOR REC.	MAYOR REC.
				THRU 06/30/24	BUDGET	BUDGET	AMT CHANGE	% CHANGE
ESTIMATED REVENUES - ALL FUNDS		111,122,376	136,867,185	86,142,442	120,100,026	95,064,838	(210,769)	7.88
APPROPRIATIONS - ALL FUNDS		105,503,672	121,861,679	63,899,768	131,400,494	104,377,704	210,769	(7.88)
NET OF REVENUES/APPROPRIATIONS - ALL FUNDS		5,618,704	15,005,506	22,242,674	(11,300,468)	(9,312,866)		
BEGINNING FUND BALANCE - ALL FUNDS		56,914,761	62,533,480	79,487,445	79,487,445	62,923,562	22,242,674	27.98
FUND BALANCE ADJUSTMENTS - ALL FUNDS			1,948,458					
ENDING FUND BALANCE - ALL FUNDS		62,533,465	79,487,444	101,730,119	68,186,977	53,610,696	24,230,276	35.54

05/01/2024

BUDGET REPORT FOR CITY OF PONTIAC

Calculations as of 06/30/2024

ACCOUNT CLASSIFICATION AND DEPARTMENT	DESCRIPTION	2021-22 ACTIVITY	2022-23 ACTIVITY	2023-24 ACTIVITY THRU 06/30/24	2023-24 AMENDED BUDGET	2024-25 MAYOR REC. BUDGET	2024-25 MAYOR REC. AMT CHANGE	2024-25 MAYOR REC. % CHANGE
ESTIMATED REVENUES								
Dept 000								
401	PROPERTY TAXES	9,169,417	11,654,255	12,120,264	12,271,143	13,128,700	857,557	6.99
402	INCOME TAXES	17,289,957	19,195,735	15,809,544	18,200,000	19,130,000	930,000	5.11
671	OTHER REVENUE	2,448,970	12,313,397	3,164,319	3,335,273	3,184,963	(150,310)	(4.51)
450	LICENSES AND PERMITS	135,630	117,825	97,105	112,500	13,000	(99,500)	(88.44)
600	CHARGES FOR SERVICES	1,447,873	1,271,861	892,607	1,507,690	1,270,320	(237,370)	(15.74)
501	FEDERAL GRANTS	130,696	290,483	685,759	1,442,387	1,020,000	(422,387)	(29.28)
539	STATE GRANTS	12,227,122	12,479,232	13,940,461	19,475,169	14,866,335	(4,608,834)	(23.67)
580	CONTRIBUTION FROM LOCAL UNITS		15,500		284,500	211,100	(73,400)	(25.80)
UNK_REV	UNK_REV							
655	FINES AND FORFEITS	65,470	22,948	1,020	45,000	2,000	(43,000)	(95.56)
664	INTEREST AND RENTS	191,202	3,144,949	3,894,401	3,709,059	2,054,059	(1,655,000)	(44.62)
Totals for dept 000 -		43,106,337	60,506,185	50,605,480	60,382,721	54,880,477	(5,502,244)	(9.11)
Dept 265 - Building Maintenance								
600	CHARGES FOR SERVICES							
Totals for dept 265 - Building Maintenance								
Dept 301 - POLICE/SHERIFF								
600	CHARGES FOR SERVICES							
Totals for dept 301 - POLICE/SHERIFF								
Dept 925 - Debt Service								
699	OPERATING TRANSFERS IN							
Totals for dept 925 - Debt Service								
Dept 966 - Transfers To / From Other Funds								
699	OPERATING TRANSFERS IN	16,056	981,313					
Totals for dept 966 - Transfers To / From Other Funds		16,056	981,313					
TOTAL ESTIMATED REVENUES		43,122,393	61,487,498	50,605,480	60,382,721	54,880,477	(5,502,244)	(9.11)

Calculations as of 06/30/2024

ACCOUNT CLASSIFICATION AND DEPARTMENT	DESCRIPTION	2021-22 ACTIVITY	2022-23 ACTIVITY	2023-24 ACTIVITY THRU 06/30/24	2023-24 AMENDED BUDGET	2024-25 MAYOR REC. BUDGET	2024-25 MAYOR REC. AMT CHANGE	2024-25 MAYOR REC. % CHANGE
APPROPRIATIONS								
101	City Council	507,791	446,488	455,057	887,103	1,031,093	143,990	16.23
102	CHARTER COMMISSION	2,352	46,117	29,863	122,383		(122,383)	(100.00)
151	Court Probation							
171	Mayor	635,817	710,718	523,651	1,028,194	1,114,704	86,510	8.41
172	CITY ADMINISTRATOR							
191	Elections	307,225	291,482	118,676	428,687	490,538	61,851	14.43
201	Accounting	418,397	354,116	306,261	522,247	400,000	(122,247)	(23.41)
202	Income Tax Administration	487,664	497,599	364,360	777,621	671,539	(106,082)	(13.64)
206	Finance Administration	576,516	575,679	341,641	695,508	1,772,767	1,077,259	154.89
215	CITY CLERK (GENERAL)	347,309	316,988	182,212	375,694	332,742	(42,952)	(11.43)
227	COMMUNICATIONS		3,936	234,850	658,893	759,369	100,476	15.25
228	Information Technology	408,002	269,349	326,763	643,121	640,766	(2,355)	(0.37)
233	Purchasing		2,936	179,060	292,532	426,125	133,593	45.67
248	Payroll			(112)				
253	Treasurer	353,607	390,838	278,567	497,001	522,550	25,549	5.14
255	MARIHUANA REGULATIONS	191,139	87,611	67,347	434,043	396,619	(37,424)	(8.62)
257	Assessor	432,200	450,923	2,000	456,000	490,500	34,500	7.57
265	Building Maintenance	396,100	766,912	310,364	658,597	953,992	295,395	44.85
266	ATTORNEY	888,970	1,053,550	588,885	1,371,665	1,383,939	12,274	0.89
270	Personnel Services	223,544	284,205	427,410	781,542	847,655	66,113	8.46
276	Cemetery Oak Hill							
301	POLICE/SHERIFF	15,138,100	15,747,117	9,604,338	17,635,086	17,348,963	(286,123)	(1.62)
309	CROSSING GUARDS							
325	COMMUNICATIONS/DISPATCH	382,923	394,410	235,211	414,130	414,130		
336	FIRE DEPARTMENT	8,428,599	8,763,047	9,098,427	9,334,366	10,153,509	819,143	8.78
371	BUILDING INSPECTION DEPARTMENT							
445	DRAINS - PUBLIC BENEFIT	333,192	224,258	29,721	2,016,670	2,016,670		
447	Engineering	1,063,302	1,141,890	870,694	1,804,770	2,388,926	584,156	32.37
448	Street Lighting	1,005,038	1,074,536	915,939	1,200,000	1,300,000	100,000	8.33
458	PUBLIC WORKS OPERATIONS	471,695	770,598	607,903	1,195,439	1,182,759	(12,680)	(1.06)
478	Winter Maintenance	6,720			34,400	5,760	(8,640)	(83.26)
564	Phoenix Center Parking			520	1,500		(1,500)	(100.00)
674	Tele-van Services							
690	REDEVELOPMENT AND HOUSING	2,163,134	357,373	306,306	737,872	922,623	184,751	25.04
699	GRANT MANAGEMENT AND PHILANTHROP	100	402,028	373,847	1,682,329	1,355,414	(326,915)	(19.43)
721	PLANNING	319,253	334,465	89,065	636,662	291,700	(344,962)	(54.18)
733	CODE ENFORCEMENT	458,404	58,934	70,582	170,000		(170,000)	(100.00)
751	PARKS AND RECREATION	120,000						
756	RECREATION FACILITY							
774	CITY EVENTS	99,525	67,894	(605)				
801	Ewalt Center/Galloway Park							
818	PARKS GROUNDS MAINTENANCE	442,790	522,640	484,363	1,608,831	1,971,878	363,047	22.57
861	Retiree Fringes	2,496,606	3,709,236	3,819,003	4,000,000	3,308,502	(691,498)	(17.29)
870	UNEMPLOYMENT COMPENSATION	52,455	236,817	(7,291)	50,000		(50,000)	(100.00)
898	MISCELLANEOUS		2,583					
925	Debt Service	738,098	978,477	5,159,366	5,098,478		(5,098,478)	(100.00)
966	Transfers To / From Other Funds	1,872,667	3,684,004	3,805,737	4,805,737	2,628,000	(2,177,737)	(45.32)
TOTAL APPROPRIATIONS		41,769,234	45,019,754	40,199,981	63,057,101	57,523,732	(5,533,369)	(8.78)
NET OF REVENUES/APPROPRIATIONS - FUND 101								
BEGINNING FUND BALANCE		1,353,159	16,467,744	10,405,499	(2,674,380)	(2,643,255)	31,125	(1.16)
FUND BALANCE ADJUSTMENTS		22,010,230	23,363,387	41,779,551	41,779,551	39,905,171	10,405,499	24.91
ENDING FUND BALANCE		23,363,389	41,779,546	52,185,050	39,105,171	37,441,560	10,616,268	27.15

05/01/2024

BUDGET REPORT FOR CITY OF PONTIAC

Calculations as of 06/30/2024

ACCOUNT CLASSIFICATION AND DEPARTMENT	DESCRIPTION	2021-22 ACTIVITY	2022-23 ACTIVITY	2023-24 ACTIVITY THRU 06/30/24	2023-24 AMENDED BUDGET	2024-25 MAYOR REC. BUDGET	2024-25 MAYOR REC. AMT CHANGE	2024-25 MAYOR REC. % CHANGE
Fund 202 - MAJOR STREETS								
ESTIMATED REVENUES								
Dept 000								
671	OTHER REVENUE	472,206	632,129	13,621		10,000	10,000	
600	CHARGES FOR SERVICES							
501	FEDERAL GRANTS		24,219					
539	STATE GRANTS	6,500,954	6,634,918	4,824,260	7,024,958	7,024,958		
664	INTEREST AND RENTS	(8,800)	75,869	121,474	128,798	28,798	(100,000)	(77.64)
Totals for dept 000 -		6,964,360	7,367,135	4,959,355	7,153,756	7,063,756	(90,000)	(1.26)
Dept 447 - Engineering								
539	STATE GRANTS			5,000,000				
Totals for dept 447 - Engineering				5,000,000				
Dept 966 - Transfers To / From Other Funds								
699	OPERATING TRANSFERS IN							
Totals for dept 966 - Transfers To / From Other Funds								
TOTAL ESTIMATED REVENUES		6,964,360	7,367,135	9,959,355	7,153,756	7,063,756	(90,000)	(1.26)

05/01/2024

BUDGET REPORT FOR CITY OF PONTIAC

Calculations as of 06/30/2024

ACCOUNT CLASSIFICATION AND DEPARTMENT	DESCRIPTION	2021-22 ACTIVITY	2022-23 ACTIVITY	2023-24 ACTIVITY THRU 06/30/24	2023-24 AMENDED BUDGET	2024-25 MAYOR REC. BUDGET	2024-25 MAYOR REC. AMT CHANGE	2024-25 MAYOR REC. % CHANGE
Fund 203 - Local Streets								
ESTIMATED REVENUES								
Dept 000								
671	OTHER REVENUE		158					
539	STATE GRANTS	1,934,303	2,015,827	1,406,829	2,132,569	2,132,569		
664	INTEREST AND RENTS	(7,846)	55,865	12,011	6,299	6,299		
Totals for dept 000 -		1,926,457	2,071,850	1,418,840	2,138,868	2,138,868		
Dept 966 - Transfers To / From Other Funds								
699	OPERATING TRANSFERS IN							
Totals for dept 966 - Transfers To / From Other Fund:								
TOTAL ESTIMATED REVENUES		1,926,457	2,071,850	1,418,840	2,138,868	2,138,868		

05/01/2024

BUDGET REPORT FOR CITY OF PONTIAC

Calculations as of 06/30/2024

ACCOUNT CLASSIFICATIO AND DEPARTMENT	DESCRIPTION	2021-22 ACTIVITY	2022-23 ACTIVITY	2023-24 ACTIVITY THRU 06/30/24	2023-24 AMENDED BUDGET	2024-25 MAYOR REC. BUDGET	2024-25 MAYOR REC. AMT CHANGE	2024-25 MAYOR REC. % CHANGE
APPROPRIATIONS								
443	NONMOTORIZED	221,209	127,200	105,793	150,000	150,000		
451	Construction Road & Bridges							
458	PUBLIC WORKS OPERATIONS	179,492	177,984	248,878	248,878	257,052	8,174	3.28
463	Rountine Maintenance Roads	1,982,089	1,670,556	1,126,255	1,895,969	1,289,969	(606,000)	(31.96)
474	Traffic Services Maintenance							
478	Winter Maintenance	330,276	153,231	132,318	420,531	384,961	(35,570)	(8.46)
485	TRAFFIC CONTROL	65,448	60,368	38,958	100,000	100,000		
966	Transfers To / From Other Funds							
TOTAL APPROPRIATIONS		2,778,514	2,189,339	1,652,202	2,815,378	2,181,982	(633,396)	(22.50)
NET OF REVENUES/APPROPRIATIONS - FUND 203		(852,057)	(117,489)	(233,362)	(676,510)	(43,114)	633,396	(93.63)
BEGINNING FUND BALANCE		2,712,823	1,860,769	1,743,279	1,743,279	1,066,769	(233,362)	(13.39)
FUND BALANCE ADJUSTMENTS			(3)				633,396	(93.63)
ENDING FUND BALANCE		1,860,766	1,743,277	1,509,917	1,066,769	1,023,655	400,034	37.50

05/01/2024

BUDGET REPORT FOR CITY OF PONTIAC

Calculations as of 06/30/2024

ACCOUNT CLASSIFICATIO AND DEPARTMENT	DESCRIPTION	2021-22 ACTIVITY	2022-23 ACTIVITY	2023-24 ACTIVITY THRU 06/30/24	2023-24 AMENDED BUDGET	2024-25 MAYOR REC. BUDGET	2024-25 MAYOR REC. AMT CHANGE	2024-25 MAYOR REC. % CHANGE
Fund 208 - YOUTH RECREATION MILLAGE								
ESTIMATED REVENUES								
Dept 000								
401	PROPERTY TAXES	560,614	1,361,835	1,355,067	1,357,789	1,379,649	21,860	1.61
671	OTHER REVENUE	70,000			380,000	462,606	82,606	21.74
600	CHARGES FOR SERVICES			1,500		15,742	15,742	
501	FEDERAL GRANTS		98,125	49,063	353,773	304,710	(49,063)	(13.87)
539	STATE GRANTS	66,295	35,529	14,834	66,295	135,000	68,705	103.64
664	INTEREST AND RENTS							
Totals for dept 000 -		696,909	1,495,489	1,420,464	2,157,857	2,297,707	139,850	6.48
Dept 966 - Transfers To / From Other Funds								
699	OPERATING TRANSFERS IN							
Totals for dept 966 - Transfers To / From Other Funds:								
TOTAL ESTIMATED REVENUES		696,909	1,495,489	1,420,464	2,157,857	2,297,707	139,850	6.48

05/01/2024

BUDGET REPORT FOR CITY OF PONTIAC

Calculations as of 06/30/2024

ACCOUNT CLASSIFICATIO AND DEPARTMENT	DESCRIPTION	2021-22 ACTIVITY	2022-23 ACTIVITY	2023-24 ACTIVITY THRU 06/30/24	2023-24 AMENDED BUDGET	2024-25 MAYOR REC. BUDGET	2024-25 MAYOR REC. AMT CHANGE	2024-25 MAYOR REC. % CHANGE
APPROPRIATIONS								
756	RECREATION FACILITY	443,816	579,685	1,101,028	1,887,495	1,291,521	(595,974)	(31.57)
774	CITY EVENTS	773						
775	YOUTH SPORTS	124,716	105,787		20		(20)	(100.00)
TOTAL APPROPRIATIONS		569,305	685,472	1,101,028	1,887,515	1,291,521	(595,994)	(31.58)
NET OF REVENUES/APPROPRIATIONS - FUND 208		127,604	810,017	319,436	270,342	1,006,186	735,844	272.19
BEGINNING FUND BALANCE		819,690	947,297	1,757,311	1,757,311	2,027,653	319,436	18.18
FUND BALANCE ADJUSTMENTS			(2)				735,844	272.19
ENDING FUND BALANCE		947,294	1,757,312	2,076,747	2,027,653	3,033,839	1,055,280	52.04

05/01/2024

BUDGET REPORT FOR CITY OF PONTIAC

Calculations as of 06/30/2024

ACCOUNT CLASSIFICATIO AND DEPARTMENT	DESCRIPTION	2021-22 ACTIVITY	2022-23 ACTIVITY	2023-24 ACTIVITY THRU 06/30/24	2023-24 AMENDED BUDGET	2024-25 MAYOR REC. BUDGET	2024-25 MAYOR REC. AMT CHANGE	2024-25 MAYOR REC. % CHANGE
Fund 209 - Cemetery Fund								
ESTIMATED REVENUES								
Dept 000								
671	OTHER REVENUE		25,437					
600	CHARGES FOR SERVICES	30,002	7,137					
699	OPERATING TRANSFERS IN		616,803	616,803	616,803	828,000	211,197	34.24
Totals for dept 000 -		30,002	649,377	616,803	616,803	828,000	211,197	34.24
Dept 273 - Cemetery Ottawa Park								
600 CHARGES FOR SERVICES								
699 OPERATING TRANSFERS IN								
Totals for dept 273 - Cemetery Ottawa Park								
TOTAL ESTIMATED REVENUES		30,002	649,377	616,803	616,803	828,000	211,197	34.24

05/01/2024

BUDGET REPORT FOR CITY OF PONTIAC

Calculations as of 06/30/2024

ACCOUNT CLASSIFICATIO AND DEPARTMENT	DESCRIPTION	2021-22 ACTIVITY	2022-23 ACTIVITY	2023-24 ACTIVITY THRU 06/30/24	2023-24 AMENDED BUDGET	2024-25 MAYOR REC. BUDGET	2024-25 MAYOR REC. AMT CHANGE	2024-25 MAYOR REC. % CHANGE
APPROPRIATIONS								
273	Cemetery Ottawa Park	126,164	110,006	149,012	436,374	418,264	(18,110)	(4.15)
276	Cemetery Oak Hill	191,109	140,365	143,297	320,075	345,547	25,472	7.96
TOTAL APPROPRIATIONS		317,273	250,371	292,309	756,449	763,811	7,362	0.97
NET OF REVENUES/APPROPRIATIONS - FUND 209		(287,271)	399,006	324,494	(139,646)	64,189	203,835	(145.97)
BEGINNING FUND BALANCE		(539,535)	(826,803)	(427,800)	(427,800)	(317,446)	324,494	(75.85)
ENDING FUND BALANCE		(826,806)	(427,797)	(103,306)	(567,446)	(253,257)	528,329	(93.11)

05/01/2024

BUDGET REPORT FOR CITY OF PONTIAC

Calculations as of 06/30/2024

ACCOUNT CLASSIFICATION AND DEPARTMENT	DESCRIPTION	2021-22 ACTIVITY	2022-23 ACTIVITY	2023-24 ACTIVITY THRU 06/30/24	2023-24 AMENDED BUDGET	2024-25 MAYOR REC. BUDGET	2024-25 MAYOR REC. AMT CHANGE	2024-25 MAYOR REC. % CHANGE
Fund 212 - Senior Activities Millage								
ESTIMATED REVENUES								
Dept 000								
401	PROPERTY TAXES	368,590	456,578	401,823	454,855	463,917	9,062	1.99
671	OTHER REVENUE		300	160,000	200,000	2,692	(197,308)	(98.65)
501	FEDERAL GRANTS		160,354	133,646	133,646		(133,646)	(100.00)
539	STATE GRANTS	35,286	14,715	4,944	35,286	11,000	(24,286)	(68.83)
664	INTEREST AND RENTS	(6,423)	32,830	19,511		19,000	19,000	
Totals for dept 000 -		397,453	664,777	719,924	823,787	496,609	(327,178)	(39.72)
Dept 813 - Ruth Peterson Senior Citizen Center								
664	INTEREST AND RENTS							
Totals for dept 813 - Ruth Peterson Senior Citizen Center								
Dept 966 - Transfers To / From Other Funds								
699	OPERATING TRANSFERS IN							
Totals for dept 966 - Transfers To / From Other Funds								
TOTAL ESTIMATED REVENUES		397,453	664,777	719,924	823,787	496,609	(327,178)	(39.72)

05/01/2024

BUDGET REPORT FOR CITY OF PONTIAC

Calculations as of 06/30/2024

ACCOUNT CLASSIFICATIO AND DEPARTMENT	DESCRIPTION	2021-22 ACTIVITY	2022-23 ACTIVITY	2023-24 ACTIVITY THRU 06/30/24	2023-24 AMENDED BUDGET	2024-25 MAYOR REC. BUDGET	2024-25 MAYOR REC. AMT CHANGE	2024-25 MAYOR REC. % CHANGE
APPROPRIATIONS								
703	CHDO OPERATIING							
813	Ruth Peterson Senior Citizen Center	265,907	358,245	228,391	333,646		(333,646)	(100.00)
814	BOWENS SENIOR CITIZEN CENTER	226,269	329,717			6,250	6,250	
815	Senior Cittizen Recreation Programs		5,289	481,795	795,694	1,011,728	216,034	27.15
TOTAL APPROPRIATIONS		492,176	693,251	710,186	1,129,340	1,017,978	(111,362)	(9.86)
NET OF REVENUES/APPROPRIATIONS - FUND 212		(94,723)	(28,474)	9,738	(305,553)	(521,369)	(215,816)	70.63
BEGINNING FUND BALANCE		989,124	894,404	865,934	865,934	560,381	9,738	1.12
FUND BALANCE ADJUSTMENTS			1				(215,816)	70.63
ENDING FUND BALANCE		894,401	865,931	875,672	560,381	39,012	(206,078)	(36.77)

05/01/2024

BUDGET REPORT FOR CITY OF PONTIAC

Calculations as of 06/30/2024

ACCOUNT CLASSIFICATIO AND DEPARTMENT	DESCRIPTION	2021-22 ACTIVITY	2022-23 ACTIVITY	2023-24 ACTIVITY THRU 06/30/24	2023-24 AMENDED BUDGET	2024-25 MAYOR REC. BUDGET	2024-25 MAYOR REC. AMT CHANGE	2024-25 MAYOR REC. % CHANGE
Fund 226 - Sanitaton Fund								
ESTIMATED REVENUES								
Dept 000								
401	PROPERTY TAXES	2,081,440	2,546,182	2,546,798	2,564,798	2,715,042	150,244	5.86
671	OTHER REVENUE			50				
600	CHARGES FOR SERVICES	2,198,964	3,429,042	1,843,583	3,200,000	3,200,000		
539	STATE GRANTS	11,762	52,844	27,872	11,762	45,000	33,238	282.59
664	INTEREST AND RENTS	(38,392)	224,818	156,380	162,031	32,031	(130,000)	(80.23)
Totals for dept 000 -		4,253,774	6,252,886	4,574,683	5,938,591	5,992,073	53,482	0.90
Dept 966 - Transfers To / From Other Funds								
699	OPERATING TRANSFERS IN							
Totals for dept 966 - Transfers To / From Other Funds:								
TOTAL ESTIMATED REVENUES		4,253,774	6,252,886	4,574,683	5,938,591	5,992,073	53,482	0.90

05/01/2024

BUDGET REPORT FOR CITY OF PONTIAC

Calculations as of 06/30/2024

ACCOUNT CLASSIFICATIO AND DEPARTMENT	DESCRIPTION	2021-22 ACTIVITY	2022-23 ACTIVITY	2023-24 ACTIVITY THRU 06/30/24	2023-24 AMENDED BUDGET	2024-25 MAYOR REC. BUDGET	2024-25 MAYOR REC. AMT CHANGE	2024-25 MAYOR REC. % CHANGE
APPROPRIATIONS								
528	Sanitation Collection	4,504,469	4,369,260	3,459,956	5,788,367	5,643,447	(144,920)	(2.50)
TOTAL APPROPRIATIONS		4,504,469	4,369,260	3,459,956	5,788,367	5,643,447	(144,920)	(2.50)
NET OF REVENUES/APPROPRIATIONS - FUND 226		(250,695)	1,883,626	1,114,727	150,224	348,626	198,402	132.07
BEGINNING FUND BALANCE		7,171,662	6,920,967	8,804,595	8,804,595	8,954,819	1,114,727	12.66
FUND BALANCE ADJUSTMENTS			4				198,402	132.07
ENDING FUND BALANCE		6,920,967	8,804,597	9,919,322	8,954,819	9,303,445	1,313,129	14.66

05/01/2024

BUDGET REPORT FOR CITY OF PONTIAC

Calculations as of 06/30/2024

ACCOUNT CLASSIFICATIO AND DEPARTMENT	DESCRIPTION	2021-22 ACTIVITY	2022-23 ACTIVITY	2023-24 ACTIVITY THRU 06/30/24	2023-24 AMENDED BUDGET	2024-25 MAYOR REC. BUDGET	2024-25 MAYOR REC. AMT CHANGE	2024-25 MAYOR REC. % CHANGE
Fund 231 - CABLE FUND								
ESTIMATED REVENUES								
Dept 000								
600	CHARGES FOR SERVICES	103,766	153,519	53,991	124,748	124,748		
664	INTEREST AND RENTS	(6,545)	33,482	16,766	10,096	10,096		
Totals for dept 000 -		97,221	187,001	70,757	134,844	134,844		
Dept 966 - Transfers To / From Other Funds								
699 OPERATING TRANSFERS IN								
Totals for dept 966 - Transfers To / From Other Funds:								
TOTAL ESTIMATED REVENUES		97,221	187,001	70,757	134,844	134,844		

05/01/2024

BUDGET REPORT FOR CITY OF PONTIAC

Calculations as of 06/30/2024

ACCOUNT CLASSIFICATIO AND DEPARTMENT	DESCRIPTION	2021-22 ACTIVITY	2022-23 ACTIVITY	2023-24 ACTIVITY THRU 06/30/24	2023-24 AMENDED BUDGET	2024-25 MAYOR REC. BUDGET	2024-25 MAYOR REC. AMT CHANGE	2024-25 MAYOR REC. % CHANGE
APPROPRIATIONS								
291	CABLE	217,377	387,655	134,939	371,973	395,484	23,511	6.32
966	Transfers To / From Other Funds							
TOTAL APPROPRIATIONS		217,377	387,655	134,939	371,973	395,484	23,511	6.32
NET OF REVENUES/APPROPRIATIONS - FUND 231		(120,156)	(200,654)	(64,182)	(237,129)	(260,640)	(23,511)	9.91
BEGINNING FUND BALANCE		1,214,385	1,094,229	893,575	893,575	656,446	(64,182)	(7.18)
ENDING FUND BALANCE		1,094,229	893,575	829,393	656,446	395,806	(87,693)	(13.36)

05/01/2024

BUDGET REPORT FOR CITY OF PONTIAC

Calculations as of 06/30/2024

ACCOUNT CLASSIFICATIO AND DEPARTMENT	DESCRIPTION	2021-22 ACTIVITY	2022-23 ACTIVITY	2023-24 ACTIVITY THRU 06/30/24	2023-24 AMENDED BUDGET	2024-25 MAYOR REC. BUDGET	2024-25 MAYOR REC. AMT CHANGE	2024-25 MAYOR REC. % CHANGE
Fund 232 - VEBA RETIREE HEALTHCARE OPT OUT								
ESTIMATED REVENUES								
Dept 000								
671	OTHER REVENUE		8,000,000					
Totals for dept 000 -			8,000,000					
TOTAL ESTIMATED REVENUES			8,000,000					

05/01/2024

BUDGET REPORT FOR CITY OF PONTIAC

Calculations as of 06/30/2024

ACCOUNT CLASSIFICATIO AND DEPARTMENT	DESCRIPTION	2021-22 ACTIVITY	2022-23 ACTIVITY	2023-24 ACTIVITY THRU 06/30/24	2023-24 AMENDED BUDGET	2024-25 MAYOR REC. BUDGET	2024-25 MAYOR REC. AMT CHANGE	2024-25 MAYOR REC. % CHANGE
APPROPRIATIONS								
272	VEBA OPT OUT	4,000,000	160,000	20,000	500,000	500,000		
TOTAL APPROPRIATIONS		4,000,000	160,000	20,000	500,000	500,000		
NET OF REVENUES/APPROPRIATIONS - FUND 232								
BEGINNING FUND BALANCE		4,000,000	(160,000)	(20,000)	(500,000)	(500,000)	(20,000)	(0.52)
ENDING FUND BALANCE		4,000,000	3,840,000	3,820,000	3,340,000	2,840,000	(20,000)	(0.60)

05/01/2024

BUDGET REPORT FOR CITY OF PONTIAC

Calculations as of 06/30/2024

ACCOUNT CLASSIFICATIO		2021-22	2022-23	2023-24	2023-24	2024-25	2024-25	2024-25
AND		ACTIVITY	ACTIVITY	ACTIVITY	AMENDED	MAYOR REC.	MAYOR REC.	MAYOR REC.
DEPARTMENT	DESCRIPTION			THRU 06/30/24	BUDGET	BUDGET	AMT CHANGE	% CHANGE
Fund 239 - TAX INCREMENT FINANCE AUTHORITY #2								
ESTIMATED REVENUES								
Dept 000								
401	PROPERTY TAXES	41	35,409	224,546		231,000	231,000	
671	OTHER REVENUE			20,000				
600	CHARGES FOR SERVICES	50,000	50,000	50,000	50,000	50,000		
539	STATE GRANTS	114,445	30,097	266,660	114,445	266,700	152,255	133.04
580	CONTRIBUTION FROM LOCAL UNITS	185,503	219,534	155,043	155,043		(155,043)	(100.00)
Totals for dept 000 -		349,989	335,040	716,249	319,488	547,700	228,212	71.43
TOTAL ESTIMATED REVENUES		349,989	335,040	716,249	319,488	547,700	228,212	71.43

05/01/2024

BUDGET REPORT FOR CITY OF PONTIAC

Calculations as of 06/30/2024

ACCOUNT CLASSIFICATIO		2021-22	2022-23	2023-24	2023-24	2024-25	2024-25	2024-25
AND		ACTIVITY	ACTIVITY	ACTIVITY	AMENDED	MAYOR REC.	MAYOR REC.	MAYOR REC.
DEPARTMENT	DESCRIPTION			THRU 06/30/24	BUDGET	BUDGET	AMT CHANGE	% CHANGE
APPROPRIATIONS								
739	Tifa Area # 2 Administration							
925	Debt Service	535,491	554,272	7,244	474,531		(474,531)	(100.00)
966	Transfers To / From Other Funds							
TOTAL APPROPRIATIONS		535,491	554,272	7,244	474,531		(474,531)	(100.00)
NET OF REVENUES/APPROPRIATIONS - FUND 239		(185,502)	(219,232)	709,005	(155,043)	547,700	702,743	(453.26)
BEGINNING FUND BALANCE		(3,293,820)	(3,479,321)	(3,698,561)	(3,698,561)	(3,853,604)	709,005	(19.17)
FUND BALANCE ADJUSTMENTS			(9)				702,743	(453.26)
ENDING FUND BALANCE		(3,479,322)	(3,698,562)	(2,989,556)	(3,853,604)	(3,305,904)	1,411,748	(36.63)

05/01/2024

BUDGET REPORT FOR CITY OF PONTIAC

Calculations as of 06/30/2024

ACCOUNT CLASSIFICATION AND DEPARTMENT	DESCRIPTION	2021-22 ACTIVITY	2022-23 ACTIVITY	2023-24 ACTIVITY THRU 06/30/24	2023-24 AMENDED BUDGET	2024-25 MAYOR REC. BUDGET	2024-25 MAYOR REC. AMT CHANGE	2024-25 MAYOR REC. % CHANGE
Fund 240 - TAX INCREMENT FINANCE AUTHORITY #3								
ESTIMATED REVENUES								
Dept 000								
401	PROPERTY TAXES	1,611,434	1,676,926	1,900,969	1,763,655	1,976,404	212,749	12.06
671	OTHER REVENUE							
539	STATE GRANTS	184,744	130,320	67,897	184,744	130,000	(54,744)	(29.63)
580	CONTRIBUTION FROM LOCAL UNITS	510,509	547,667	195,811	195,811		(195,811)	(100.00)
Totals for dept 000 -		2,306,687	2,354,913	2,164,677	2,144,210	2,106,404	(37,806)	(1.76)
Dept 966 - Transfers To / From Other Funds:								
699	OPERATING TRANSFERS IN							
Totals for dept 966 - Transfers To / From Other Funds:								
TOTAL ESTIMATED REVENUES		2,306,687	2,354,913	2,164,677	2,144,210	2,106,404	(37,806)	(1.76)

05/01/2024

BUDGET REPORT FOR CITY OF PONTIAC

Calculations as of 06/30/2024

ACCOUNT CLASSIFICATIO AND DEPARTMENT	DESCRIPTION	2021-22 ACTIVITY	2022-23 ACTIVITY	2023-24 ACTIVITY THRU 06/30/24	2023-24 AMENDED BUDGET	2024-25 MAYOR REC. BUDGET	2024-25 MAYOR REC. AMT CHANGE	2024-25 MAYOR REC. % CHANGE
APPROPRIATIONS								
730	Tifa Area # 3 Administration	510,509	547,667		195,811		(195,811)	(100.00)
925	Debt Service	2,306,713	2,353,963	294,981	1,999,963	2,043,000	43,037	2.15
TOTAL APPROPRIATIONS		2,817,222	2,901,630	294,981	2,195,774	2,043,000	(152,774)	(6.96)
NET OF REVENUES/APPROPRIATIONS - FUND 240								
		(510,535)	(546,717)	1,869,696	(51,564)	63,404	114,968	(222.96)
BEGINNING FUND BALANCE		(2,289,643)	(2,800,178)	(3,346,845)	(3,346,845)	(3,398,409)	1,869,696	(55.86)
FUND BALANCE ADJUSTMENTS			50				114,968	(222.96)
ENDING FUND BALANCE		(2,800,178)	(3,346,845)	(1,477,149)	(3,398,409)	(3,335,005)	1,984,664	(58.40)

05/01/2024

BUDGET REPORT FOR CITY OF PONTIAC

Calculations as of 06/30/2024

ACCOUNT CLASSIFICATIO		2021-22	2022-23	2023-24	2023-24	2024-25	2024-25	2024-25
AND		ACTIVITY	ACTIVITY	ACTIVITY	AMENDED	MAYOR REC.	MAYOR REC.	MAYOR REC.
DEPARTMENT	DESCRIPTION			THRU 06/30/24	BUDGET	BUDGET	AMT CHANGE	% CHANGE
Fund 241 - TAX INCREMENT FINANCE AUTHORITY #4								
ESTIMATED REVENUES								
Dept 000								
401	PROPERTY TAXES							
Totals for dept 000 -								
TOTAL ESTIMATED REVENUES								
NET OF REVENUES/APPROPRIATIONS - FUND 241								
BEGINNING FUND BALANCE								
ENDING FUND BALANCE								

05/01/2024

BUDGET REPORT FOR CITY OF PONTIAC

Calculations as of 06/30/2024

ACCOUNT CLASSIFICATIO AND DEPARTMENT	DESCRIPTION	2021-22 ACTIVITY	2022-23 ACTIVITY	2023-24 ACTIVITY THRU 06/30/24	2023-24 AMENDED BUDGET	2024-25 MAYOR REC. BUDGET	2024-25 MAYOR REC. AMT CHANGE	2024-25 MAYOR REC. % CHANGE
Fund 243 - Brownfield Redeveloping Auth								
ESTIMATED REVENUES								
Dept 000								
401	PROPERTY TAXES	40,049	3,382	10,934		11,000	11,000	
Totals for dept 000 -		40,049	3,382	10,934		11,000	11,000	
TOTAL ESTIMATED REVENUES		40,049	3,382	10,934		11,000	11,000	

05/01/2024

BUDGET REPORT FOR CITY OF PONTIAC

Calculations as of 06/30/2024

ACCOUNT CLASSIFICATIO AND DEPARTMENT	DESCRIPTION	2021-22 ACTIVITY	2022-23 ACTIVITY	2023-24 ACTIVITY THRU 06/30/24	2023-24 AMENDED BUDGET	2024-25 MAYOR REC. BUDGET	2024-25 MAYOR REC. AMT CHANGE	2024-25 MAYOR REC. % CHANGE
APPROPRIATIONS								
732	BRA Administration	65,367		100,330	65,830	100,000	34,170	51.91
TOTAL APPROPRIATIONS		65,367		100,330	65,830	100,000	34,170	51.91
NET OF REVENUES/APPROPRIATIONS - FUND 243								
		(25,318)	3,382	(89,396)	(65,830)	(89,000)	(23,170)	35.20
BEGINNING FUND BALANCE		321,913	296,594	299,979	299,979	234,149	(89,396)	(29.80)
FUND BALANCE ADJUSTMENTS			2				(23,170)	35.20
ENDING FUND BALANCE		296,595	299,978	210,583	234,149	145,149	(112,566)	(48.07)

05/01/2024

BUDGET REPORT FOR CITY OF PONTIAC

Calculations as of 06/30/2024

ACCOUNT CLASSIFICATIO		2021-22	2022-23	2023-24	2023-24	2024-25	2024-25	2024-25
AND		ACTIVITY	ACTIVITY	ACTIVITY	AMENDED	MAYOR REC.	MAYOR REC.	MAYOR REC.
DEPARTMENT	DESCRIPTION			THRU 06/30/24	BUDGET	BUDGET	AMT CHANGE	% CHANGE
Fund 244 - Economic Development Corporation								
ESTIMATED REVENUES								
Dept 000								
401	PROPERTY TAXES							
Totals for dept 000 -								
TOTAL ESTIMATED REVENUES								
NET OF REVENUES/APPROPRIATIONS - FUND 244								
BEGINNING FUND BALANCE								
ENDING FUND BALANCE								

05/01/2024

BUDGET REPORT FOR CITY OF PONTIAC

Calculations as of 06/30/2024

ACCOUNT CLASSIFICATIO		2021-22	2022-23	2023-24	2023-24	2024-25	2024-25	2024-25
AND		ACTIVITY	ACTIVITY	ACTIVITY	AMENDED	MAYOR REC.	MAYOR REC.	MAYOR REC.
DEPARTMENT	DESCRIPTION			THRU 06/30/24	BUDGET	BUDGET	AMT CHANGE	% CHANGE
Fund 248 - Downtown Development Authority #2								
ESTIMATED REVENUES								
Dept 000								
401	PROPERTY TAXES							
Totals for dept 000 -								
TOTAL ESTIMATED REVENUES								

05/01/2024

BUDGET REPORT FOR CITY OF PONTIAC

Calculations as of 06/30/2024

ACCOUNT CLASSIFICATIO		2021-22	2022-23	2023-24	2023-24	2024-25	2024-25	2024-25
AND		ACTIVITY	ACTIVITY	ACTIVITY	AMENDED	MAYOR REC.	MAYOR REC.	MAYOR REC.
DEPARTMENT	DESCRIPTION			THRU 06/30/24	BUDGET	BUDGET	AMT CHANGE	% CHANGE
APPROPRIATIONS								
729	D D A Area # 2							
TOTAL APPROPRIATIONS								
NET OF REVENUES/APPROPRIATIONS - FUND 248								
BEGINNING FUND BALANCE								
ENDING FUND BALANCE								

05/01/2024

BUDGET REPORT FOR CITY OF PONTIAC

Calculations as of 06/30/2024

ACCOUNT CLASSIFICATION AND DEPARTMENT	DESCRIPTION	2021-22 ACTIVITY	2022-23 ACTIVITY	2023-24 ACTIVITY THRU 06/30/24	2023-24 AMENDED BUDGET	2024-25 MAYOR REC. BUDGET	2024-25 MAYOR REC. AMT CHANGE	2024-25 MAYOR REC. % CHANGE
Fund 249 - BUILDING INSPECTION FUND								
ESTIMATED REVENUES								
Dept 000								
671	OTHER REVENUE							
450	LICENSES AND PERMITS	2,569,631	1,763,585	1,454,425	2,492,631	1,769,030	(723,601)	(29.03)
600	CHARGES FOR SERVICES	101,185	66,165	65,703	42,185	75,500	33,315	78.97
664	INTEREST AND RENTS	(8,766)	22,698	198				
Totals for dept 000 -		2,662,050	1,852,448	1,520,326	2,534,816	1,844,530	(690,286)	(27.23)
Dept 966 - Transfers To / From Other Funds:								
699	OPERATING TRANSFERS IN							
Totals for dept 966 - Transfers To / From Other Funds:								
TOTAL ESTIMATED REVENUES		2,662,050	1,852,448	1,520,326	2,534,816	1,844,530	(690,286)	(27.23)

05/01/2024

BUDGET REPORT FOR CITY OF PONTIAC

Calculations as of 06/30/2024

ACCOUNT CLASSIFICATIO AND DEPARTMENT	DESCRIPTION	2021-22 ACTIVITY	2022-23 ACTIVITY	2023-24 ACTIVITY THRU 06/30/24	2023-24 AMENDED BUDGET	2024-25 MAYOR REC. BUDGET	2024-25 MAYOR REC. AMT CHANGE	2024-25 MAYOR REC. % CHANGE
APPROPRIATIONS								
371	BUILDING INSPECTION DEPARTMENT	2,325,985	1,899,058	1,885,483	4,375,150	3,473,215	(901,935)	(20.61)
966	Transfers To / From Other Funds		960,313					
TOTAL APPROPRIATIONS		2,325,985	2,859,371	1,885,483	4,375,150	3,473,215	(901,935)	(20.61)
NET OF REVENUES/APPROPRIATIONS - FUND 249								
		336,065	(1,006,923)	(365,157)	(1,840,334)	(1,628,685)	211,649	(11.50)
BEGINNING FUND BALANCE		3,838,300	4,174,365	3,167,442	3,167,442	1,727,108	(365,157)	(11.53)
ENDING FUND BALANCE		4,174,365	3,167,442	2,802,285	1,327,108	98,423	(153,508)	(11.57)

05/01/2024

BUDGET REPORT FOR CITY OF PONTIAC

Calculations as of 06/30/2024

ACCOUNT CLASSIFICATIO		2021-22	2022-23	2023-24	2023-24	2024-25	2024-25	2024-25
AND		ACTIVITY	ACTIVITY	ACTIVITY	AMENDED	MAYOR REC.	MAYOR REC.	MAYOR REC.
DEPARTMENT	DESCRIPTION			THRU 06/30/24	BUDGET	BUDGET	AMT CHANGE	% CHANGE
Fund 251 - CDBG - INTERGOVERNMENTAL AGREEMENT								
APPROPRIATIONS								
695	HOME 2009-2010							
TOTAL APPROPRIATIONS								
NET OF REVENUES/APPROPRIATIONS - FUND 251								
BEGINNING FUND BALANCE								
ENDING FUND BALANCE								

05/01/2024

BUDGET REPORT FOR CITY OF PONTIAC

Calculations as of 06/30/2024

ACCOUNT CLASSIFICATIO		2021-22	2022-23	2023-24	2023-24	2024-25	2024-25	2024-25
AND		ACTIVITY	ACTIVITY	ACTIVITY	AMENDED	MAYOR REC.	MAYOR REC.	MAYOR REC.
DEPARTMENT	DESCRIPTION			THRU 06/30/24	BUDGET	BUDGET	AMT CHANGE	% CHANGE
Fund 252 - CDBG FY2012								
ESTIMATED REVENUES								
Dept 000								
671	OTHER REVENUE							
501	FEDERAL GRANTS							
Totals for dept 000 -								
Dept 693 - Clearance								
600	CHARGES FOR SERVICES		125					
501	FEDERAL GRANTS							
Totals for dept 693 - Clearance			125					
Dept 707 - Administration								
671	OTHER REVENUE							
501	FEDERAL GRANTS							
Totals for dept 707 - Administration								
TOTAL ESTIMATED REVENUES			125					

05/01/2024

BUDGET REPORT FOR CITY OF PONTIAC

Calculations as of 06/30/2024

ACCOUNT CLASSIFICATIO AND DEPARTMENT	DESCRIPTION	2021-22 ACTIVITY	2022-23 ACTIVITY	2023-24 ACTIVITY THRU 06/30/24	2023-24 AMENDED BUDGET	2024-25 MAYOR REC. BUDGET	2024-25 MAYOR REC. AMT CHANGE	2024-25 MAYOR REC. % CHANGE
APPROPRIATIONS								
693	Clearance							
707	Administration							
TOTAL APPROPRIATIONS								
NET OF REVENUES/APPROPRIATIONS - FUND 252								
			125					
BEGINNING FUND BALANCE		30,335	30,335	30,460	30,460	30,460		
ENDING FUND BALANCE		30,335	30,460	30,460	30,460	30,460		

05/01/2024

BUDGET REPORT FOR CITY OF PONTIAC

Calculations as of 06/30/2024

ACCOUNT CLASSIFICATIO AND DEPARTMENT	DESCRIPTION	2021-22 ACTIVITY	2022-23 ACTIVITY	2023-24 ACTIVITY THRU 06/30/24	2023-24 AMENDED BUDGET	2024-25 MAYOR REC. BUDGET	2024-25 MAYOR REC. AMT CHANGE	2024-25 MAYOR REC. % CHANGE
Fund 263 - HOME BUYERS ASSISTANCE								
ESTIMATED REVENUES								
Dept 000								
671	OTHER REVENUE	20,000	3,722					
Totals for dept 000 -		20,000	3,722					
TOTAL ESTIMATED REVENUES		20,000	3,722					

05/01/2024

BUDGET REPORT FOR CITY OF PONTIAC

Calculations as of 06/30/2024

ACCOUNT CLASSIFICATIO		2021-22	2022-23	2023-24	2023-24	2024-25	2024-25	2024-25
AND		ACTIVITY	ACTIVITY	ACTIVITY	AMENDED	MAYOR REC.	MAYOR REC.	MAYOR REC.
DEPARTMENT	DESCRIPTION			THRU 06/30/24	BUDGET	BUDGET	AMT CHANGE	% CHANGE
APPROPRIATIONS								
696	Program Income							
710	HOME ADMINISTRATION							
TOTAL APPROPRIATIONS								
NET OF REVENUES/APPROPRIATIONS - FUND 263		20,000	3,722					
BEGINNING FUND BALANCE		3,638	23,638	27,360	27,360	27,360		
ENDING FUND BALANCE		23,638	27,360	27,360	27,360	27,360		

05/01/2024

BUDGET REPORT FOR CITY OF PONTIAC

Calculations as of 06/30/2024

ACCOUNT CLASSIFICATIO AND DEPARTMENT	DESCRIPTION	2021-22 ACTIVITY	2022-23 ACTIVITY	2023-24 ACTIVITY THRU 06/30/24	2023-24 AMENDED BUDGET	2024-25 MAYOR REC. BUDGET	2024-25 MAYOR REC. AMT CHANGE	2024-25 MAYOR REC. % CHANGE
Fund 265 - DRUG ENFORCEMENT FUND								
ESTIMATED REVENUES								
Dept 000								
655	FINES AND FORFEITS	24,184	42,410	44,118	41,853	41,853		
664	INTEREST AND RENTS	126	2,192	3,382	635	635		
Totals for dept 000 -		24,310	44,602	47,500	42,488	42,488		
Dept 301 - POLICE/SHERIFF								
655	FINES AND FORFEITS							
Totals for dept 301 - POLICE/SHERIFF								
Dept 316 - State Forfeitures								
600	CHARGES FOR SERVICES							
664	INTEREST AND RENTS							
695	OTHER FINANCING SOURCES							
Totals for dept 316 - State Forfeitures								
Dept 317 - Federal Forfeiture								
655	FINES AND FORFEITS							
Totals for dept 317 - Federal Forfeiture								
TOTAL ESTIMATED REVENUES		24,310	44,602	47,500	42,488	42,488		

05/01/2024

BUDGET REPORT FOR CITY OF PONTIAC

Calculations as of 06/30/2024

ACCOUNT CLASSIFICATIO AND DEPARTMENT	DESCRIPTION	2021-22 ACTIVITY	2022-23 ACTIVITY	2023-24 ACTIVITY THRU 06/30/24	2023-24 AMENDED BUDGET	2024-25 MAYOR REC. BUDGET	2024-25 MAYOR REC. AMT CHANGE	2024-25 MAYOR REC. % CHANGE
APPROPRIATIONS								
301	POLICE/SHERIFF							
316	State Forfeitures	45,601	3,084	42,500	84,853	84,853		
317	Federal Forfeiture							
TOTAL APPROPRIATIONS		45,601	3,084	42,500	84,853	84,853		
NET OF REVENUES/APPROPRIATIONS - FUND 265		(21,291)	41,518	5,000	(42,365)	(42,365)		
BEGINNING FUND BALANCE		188,798	167,508	209,026	209,026	166,661	5,000	2.39
ENDING FUND BALANCE		167,507	209,026	214,026	166,661	124,296	5,000	3.00

05/01/2024

BUDGET REPORT FOR CITY OF PONTIAC

Calculations as of 06/30/2024

ACCOUNT CLASSIFICATIO		2021-22	2022-23	2023-24	2023-24	2024-25	2024-25	2024-25
AND		ACTIVITY	ACTIVITY	ACTIVITY	AMENDED	MAYOR REC.	MAYOR REC.	MAYOR REC.
DEPARTMENT	DESCRIPTION			THRU 06/30/24	BUDGET	BUDGET	AMT CHANGE	% CHANGE
Fund 271 - Library Millage								
APPROPRIATIONS								
791	Library							
TOTAL APPROPRIATIONS								
NET OF REVENUES/APPROPRIATIONS - FUND 271								
BEGINNING FUND BALANCE								
ENDING FUND BALANCE								

05/01/2024

BUDGET REPORT FOR CITY OF PONTIAC

Calculations as of 06/30/2024

ACCOUNT CLASSIFICATION AND DEPARTMENT	DESCRIPTION	2021-22 ACTIVITY	2022-23 ACTIVITY	2023-24 ACTIVITY THRU 06/30/24	2023-24 AMENDED BUDGET	2024-25 MAYOR REC. BUDGET	2024-25 MAYOR REC. AMT CHANGE	2024-25 MAYOR REC. % CHANGE
Fund 276 - District Court								
ESTIMATED REVENUES								
Dept 000								
671	OTHER REVENUE	318	372	2	334	334		
600	CHARGES FOR SERVICES	590,462	578,013	482,438	619,987	619,987		
539	STATE GRANTS	137,172	136,293	102,879	144,031	144,031		
655	FINES AND FORFEITS	827,103	933,923	631,479	868,458	868,458		
664	INTEREST AND RENTS	882	3,337	382	926	926		
Totals for dept 000 -		1,555,937	1,651,938	1,217,180	1,633,736	1,633,736		
Dept 136 - District Court								
699	OPERATING TRANSFERS IN							
Totals for dept 136 - District Court								
Dept 966 - Transfers To / From Other Funds								
699	OPERATING TRANSFERS IN	1,872,667	2,300,000	2,838,080	2,838,080	1,800,000	(1,038,080)	(36.58)
695	OTHER FINANCING SOURCES							
Totals for dept 966 - Transfers To / From Other Fund:		1,872,667	2,300,000	2,838,080	2,838,080	1,800,000	(1,038,080)	(36.58)
TOTAL ESTIMATED REVENUES		3,428,604	3,951,938	4,055,260	4,471,816	3,433,736	(1,038,080)	(23.21)

05/01/2024

BUDGET REPORT FOR CITY OF PONTIAC

Calculations as of 06/30/2024

ACCOUNT CLASSIFICATIO AND DEPARTMENT	DESCRIPTION	2021-22 ACTIVITY	2022-23 ACTIVITY	2023-24 ACTIVITY THRU 06/30/24	2023-24 AMENDED BUDGET	2024-25 MAYOR REC. BUDGET	2024-25 MAYOR REC. AMT CHANGE	2024-25 MAYOR REC. % CHANGE
APPROPRIATIONS								
136	District Court	2,724,336	2,703,029	2,039,166	4,095,756	3,850,560	(245,196)	(5.99)
151	Court Probation	248,262	184,523	209,487	376,060	275,586	(100,474)	(26.72)
TOTAL APPROPRIATIONS		2,972,598	2,887,552	2,248,653	4,471,816	4,126,146	(345,670)	(7.73)
NET OF REVENUES/APPROPRIATIONS - FUND 276								
		456,006	1,064,386	1,806,607		(692,410)	(692,410)	
BEGINNING FUND BALANCE		107	456,112	1,520,497	1,520,497	1,520,497	1,806,607	118.82
ENDING FUND BALANCE		456,113	1,520,498	3,327,104	1,520,497	828,087	1,114,197	73.28

05/01/2024

BUDGET REPORT FOR CITY OF PONTIAC

Calculations as of 06/30/2024

ACCOUNT CLASSIFICATIO AND DEPARTMENT	DESCRIPTION	2021-22 ACTIVITY	2022-23 ACTIVITY	2023-24 ACTIVITY THRU 06/30/24	2023-24 AMENDED BUDGET	2024-25 MAYOR REC. BUDGET	2024-25 MAYOR REC. AMT CHANGE	2024-25 MAYOR REC. % CHANGE
Fund 277 - MIDC GRANT FUND								
ESTIMATED REVENUES								
Dept 000								
539	STATE GRANTS	496,113	485,198	1,433,001	2,407,149	7,221,447	4,814,298	200.00
699	OPERATING TRANSFERS IN	5,339	18,071	9,171	21,207	19,000	(2,207)	(10.41)
Totals for dept 000 -		501,452	503,269	1,442,172	2,428,356	7,240,447	4,812,091	198.16
TOTAL ESTIMATED REVENUES		501,452	503,269	1,442,172	2,428,356	7,240,447	4,812,091	198.16

05/01/2024

BUDGET REPORT FOR CITY OF PONTIAC

Calculations as of 06/30/2024

ACCOUNT CLASSIFICATIO AND DEPARTMENT	DESCRIPTION	2021-22 ACTIVITY	2022-23 ACTIVITY	2023-24 ACTIVITY THRU 06/30/24	2023-24 AMENDED BUDGET	2024-25 MAYOR REC. BUDGET	2024-25 MAYOR REC. AMT CHANGE	2024-25 MAYOR REC. % CHANGE
APPROPRIATIONS								
137	MIDC GRANT - DISTRICT COURT	501,453	497,930	439,085	2,428,356	7,113,498	4,685,142	192.93
TOTAL APPROPRIATIONS		501,453	497,930	439,085	2,428,356	7,113,498	4,685,142	192.93
NET OF REVENUES/APPROPRIATIONS - FUND 277								
BEGINNING FUND BALANCE		(1)	5,339	1,003,087	5,339	5,339	1,003,087	18,787.92
ENDING FUND BALANCE		(1)	5,339	1,008,426	5,339	132,288	1,130,036	21,165.69

05/01/2024

BUDGET REPORT FOR CITY OF PONTIAC

Calculations as of 06/30/2024

ACCOUNT CLASSIFICATIO		2021-22	2022-23	2023-24	2023-24	2024-25	2024-25	2024-25
AND		ACTIVITY	ACTIVITY	ACTIVITY	AMENDED	MAYOR REC.	MAYOR REC.	MAYOR REC.
DEPARTMENT	DESCRIPTION			THRU 06/30/24	BUDGET	BUDGET	AMT CHANGE	% CHANGE
Fund 280 - PA 48 TELECOMMUNICATION ALLOCATION (ROW)								
ESTIMATED REVENUES								
Dept 000								
450	LICENSES AND PERMITS							
539	STATE GRANTS							
Totals for dept 000 -								
Dept 447 - Engineering								
671	OTHER REVENUE							
450	LICENSES AND PERMITS							
501	FEDERAL GRANTS							
664	INTEREST AND RENTS							
695	OTHER FINANCING SOURCES							
Totals for dept 447 - Engineering								
TOTAL ESTIMATED REVENUES								

05/01/2024

BUDGET REPORT FOR CITY OF PONTIAC

Calculations as of 06/30/2024

ACCOUNT CLASSIFICATIO		2021-22	2022-23	2023-24	2023-24	2024-25	2024-25	2024-25
AND		ACTIVITY	ACTIVITY	ACTIVITY	AMENDED	MAYOR REC.	MAYOR REC.	MAYOR REC.
DEPARTMENT	DESCRIPTION			THRU 06/30/24	BUDGET	BUDGET	AMT CHANGE	% CHANGE
Fund 282 - Police Training Grant Act 302								
APPROPRIATIONS								
301	POLICE/SHERIFF							
320	Police Training							
TOTAL APPROPRIATIONS								
NET OF REVENUES/APPROPRIATIONS - FUND 282								
BEGINNING FUND BALANCE								
ENDING FUND BALANCE								

05/01/2024

BUDGET REPORT FOR CITY OF PONTIAC

Calculations as of 06/30/2024

ACCOUNT CLASSIFICATIO AND DEPARTMENT	DESCRIPTION	2021-22 ACTIVITY	2022-23 ACTIVITY	2023-24 ACTIVITY THRU 06/30/24	2023-24 AMENDED BUDGET	2024-25 MAYOR REC. BUDGET	2024-25 MAYOR REC. AMT CHANGE	2024-25 MAYOR REC. % CHANGE
Fund 284 - OPIOID SETTLEMENT FUND								
ESTIMATED REVENUES								
Dept 000								
671	OTHER REVENUE		194,282	49,304	49,300		(49,300)	(100.00)
Totals for dept 000 -			194,282	49,304	49,300		(49,300)	(100.00)
TOTAL ESTIMATED REVENUES			194,282	49,304	49,300		(49,300)	(100.00)
NET OF REVENUES/APPROPRIATIONS - FUND 284								
BEGINNING FUND BALANCE			194,282	194,282	194,282	243,586	49,304	25.38
ENDING FUND BALANCE			194,282	243,586	243,582	243,586	4	

05/01/2024

BUDGET REPORT FOR CITY OF PONTIAC

Calculations as of 06/30/2024

ACCOUNT CLASSIFICATIO AND DEPARTMENT	DESCRIPTION	2021-22 ACTIVITY	2022-23 ACTIVITY	2023-24 ACTIVITY THRU 06/30/24	2023-24 AMENDED BUDGET	2024-25 MAYOR REC. BUDGET	2024-25 MAYOR REC. AMT CHANGE	2024-25 MAYOR REC. % CHANGE
Fund 285 - ARPA								
ESTIMATED REVENUES								
Dept 000								
501	FEDERAL GRANTS		10,480,756		13,338,532	419,836	(12,918,696)	(96.85)
Totals for dept 000 -			10,480,756		13,338,532	419,836	(12,918,696)	(96.85)
Dept 699 - GRANT MANAGEMENT AND PHILANTHROPY								
501	FEDERAL GRANTS							
Totals for dept 699 - GRANT MANAGEMENT AND PHILANTHROPY								
TOTAL ESTIMATED REVENUES			10,480,756		13,338,532	419,836	(12,918,696)	(96.85)

05/01/2024

BUDGET REPORT FOR CITY OF PONTIAC

Calculations as of 06/30/2024

ACCOUNT CLASSIFICATION AND DEPARTMENT	DESCRIPTION	2021-22 ACTIVITY	2022-23 ACTIVITY	2023-24 ACTIVITY THRU 06/30/24	2023-24 AMENDED BUDGET	2024-25 MAYOR REC. BUDGET	2024-25 MAYOR REC. AMT CHANGE	2024-25 MAYOR REC. % CHANGE
APPROPRIATIONS								
458	PUBLIC WORKS OPERATIONS		407,230	295,502	886,506		(886,506)	(100.00)
690	REDEVELOPMENT AND HOUSING				3,050,000		(3,050,000)	(100.00)
699	GRANT MANAGEMENT AND PHILANTHROPY		10,073,525	215,456	6,595,799	419,836	(6,175,963)	(93.63)
756	RECREATION FACILITY				3,000,000		(3,000,000)	(100.00)
818	PARKS GROUNDS MAINTENANCE				292,359		(292,359)	(100.00)
TOTAL APPROPRIATIONS			10,480,755	510,958	13,824,664	419,836	(13,404,828)	(96.96)
NET OF REVENUES/APPROPRIATIONS - FUND 285			1	(510,958)	(486,132)		486,132	(100.00)
BEGINNING FUND BALANCE						0	(510,958)	
ENDING FUND BALANCE			1	(510,958)	(486,132)	0	(24,826)	5.11

05/01/2024

BUDGET REPORT FOR CITY OF PONTIAC

Calculations as of 06/30/2024

ACCOUNT CLASSIFICATIO		2021-22	2022-23	2023-24	2023-24	2024-25	2024-25	2024-25
AND		ACTIVITY	ACTIVITY	ACTIVITY	AMENDED	MAYOR REC.	MAYOR REC.	MAYOR REC.
DEPARTMENT	DESCRIPTION			THRU 06/30/24	BUDGET	BUDGET	AMT CHANGE	% CHANGE
Fund 291 - Public Utility Admin								
APPROPRIATIONS								
541	Public Utilities Admin							
TOTAL APPROPRIATIONS								
NET OF REVENUES/APPROPRIATIONS - FUND 291								
BEGINNING FUND BALANCE								
ENDING FUND BALANCE								

05/01/2024

BUDGET REPORT FOR CITY OF PONTIAC

Calculations as of 06/30/2024

ACCOUNT CLASSIFICATIO AND DEPARTMENT	DESCRIPTION	2021-22 ACTIVITY	2022-23 ACTIVITY	2023-24 ACTIVITY THRU 06/30/24	2023-24 AMENDED BUDGET	2024-25 MAYOR REC. BUDGET	2024-25 MAYOR REC. AMT CHANGE	2024-25 MAYOR REC. % CHANGE
Fund 445 - Capital Improvements Fund								
ESTIMATED REVENUES								
Dept 000								
401	PROPERTY TAXES	1,040,763	1,288,626	1,273,364	1,282,209	1,346,821	64,612	5.04
671	OTHER REVENUE		20,951	388,224	388,224		(388,224)	(100.00)
600	CHARGES FOR SERVICES							
501	FEDERAL GRANTS		44,275	80,725	122,471	41,746	(80,725)	(65.91)
539	STATE GRANTS	33,146	35,570	89,074	7,530,246	28,000	(7,502,246)	(99.63)
580	CONTRIBUTION FROM LOCAL UNITS	55,000						
664	INTEREST AND RENTS	(15,700)	75,944	47,786	50,474	5,474	(45,000)	(89.15)
Totals for dept 000 -		1,113,209	1,465,366	1,879,173	9,373,624	1,422,041	(7,951,583)	(84.83)
Dept 699 - GRANT MANAGEMENT AND PHILANTHROPY								
580	CONTRIBUTION FROM LOCAL UNITS							
Totals for dept 699 - GRANT MANAGEMENT AND PHILANTHROPY								
Dept 966 - Transfers To / From Other Funds								
699	OPERATING TRANSFERS IN							
Totals for dept 966 - Transfers To / From Other Funds								
TOTAL ESTIMATED REVENUES		1,113,209	1,465,366	1,879,173	9,373,624	1,422,041	(7,951,583)	(84.83)

05/01/2024

BUDGET REPORT FOR CITY OF PONTIAC

Calculations as of 06/30/2024

ACCOUNT CLASSIFICATION AND DEPARTMENT	DESCRIPTION	2021-22 ACTIVITY	2022-23 ACTIVITY	2023-24 ACTIVITY THRU 06/30/24	2023-24 AMENDED BUDGET	2024-25 MAYOR REC. BUDGET	2024-25 MAYOR REC. AMT CHANGE	2024-25 MAYOR REC. % CHANGE
APPROPRIATIONS								
101	City Council							
171	Mayor							
201	Accounting							
206	Finance Administration							
215	CITY CLERK (GENERAL)							
227	COMMUNICATIONS				50,000	50,000		
228	Information Technology	21,314	28,762	43,579	46,400	80,000	33,600	72.41
265	Building Maintenance	34,009	150,000	9,296	9,300	1,700,000	1,690,700	18,179.57
270	Personnel Services							
273	Cemetery Ottawa Park	4,145		125,000	185,000	125,000	(60,000)	(32.43)
276	Cemetery Oak Hill				275,000	275,000		
291	CABLE	228,895	(1,612)					
301	POLICE/SHERIFF	36,524	107,516	22,000	400,000	600,000	200,000	50.00
336	FIRE DEPARTMENT							
371	BUILDING INSPECTION DEPARTMENT							
448	Street Lighting	129,499		137,810	320,000	320,000		
451	Construction Road & Bridges		207,662	695,505	6,832,100	900,000	(5,932,100)	(86.83)
458	PUBLIC WORKS OPERATIONS			53,314	750,000	200,000	(550,000)	(73.33)
463	Routine Maintenance Roads				1,565,000		(1,565,000)	(100.00)
699	GRANT MANAGEMENT AND PHILANTHROPY		107,710	450,725	469,130		(469,130)	(100.00)
733	CODE ENFORCEMENT							
756	RECREATION FACILITY		340,739		25,600		(25,600)	(100.00)
813	Ruth Peterson Senior Citizen Center							
814	BOWENS SENIOR CITIZEN CENTER							
815	Senior Citizen Recreation Programs			117,487	142,306		(142,306)	(100.00)
818	PARKS GROUNDS MAINTENANCE							
966	Transfers To / From Other Funds							
TOTAL APPROPRIATIONS		454,386	940,777	1,654,716	11,069,836	4,250,000	(6,819,836)	(61.61)
NET OF REVENUES/APPROPRIATIONS - FUND 445		658,823	524,589	224,457	(1,696,212)	(2,827,959)	(1,131,747)	66.72
BEGINNING FUND BALANCE		3,160,928	3,819,751	4,344,341	4,344,341	3,398,129	224,457	5.17
ENDING FUND BALANCE		3,819,751	4,344,340	4,568,798	2,648,129	570,170	(907,290)	(34.26)

05/01/2024

BUDGET REPORT FOR CITY OF PONTIAC

Calculations as of 06/30/2024

ACCOUNT CLASSIFICATIO AND DEPARTMENT	DESCRIPTION	2021-22 ACTIVITY	2022-23 ACTIVITY	2023-24 ACTIVITY THRU 06/30/24	2023-24 AMENDED BUDGET	2024-25 MAYOR REC. BUDGET	2024-25 MAYOR REC. AMT CHANGE	2024-25 MAYOR REC. % CHANGE
Fund 585 - Parking Enterprise Fund								
ESTIMATED REVENUES								
Dept 000								
401	PROPERTY TAXES							
671	OTHER REVENUE							
600	CHARGES FOR SERVICES							
539	STATE GRANTS							
664	INTEREST AND RENTS		(89,736)	104,519				
699	OPERATING TRANSFERS IN							
695	OTHER FINANCING SOURCES							
Totals for dept 000 -			(89,736)	104,519				
Dept 566 - Parking City								
699	OPERATING TRANSFERS IN							
Totals for dept 566 - Parking City								
TOTAL ESTIMATED REVENUES			(89,736)	104,519				

05/01/2024

BUDGET REPORT FOR CITY OF PONTIAC

Calculations as of 06/30/2024

ACCOUNT CLASSIFICATIO AND DEPARTMENT	DESCRIPTION	2021-22 ACTIVITY	2022-23 ACTIVITY	2023-24 ACTIVITY THRU 06/30/24	2023-24 AMENDED BUDGET	2024-25 MAYOR REC. BUDGET	2024-25 MAYOR REC. AMT CHANGE	2024-25 MAYOR REC. % CHANGE
APPROPRIATIONS								
564	Phoenix Center Parking	699,785	629,376					
566	Parking City	(733,336)	1,672,155					
925	Debt Service							
TOTAL APPROPRIATIONS		(33,551)	2,301,531					
NET OF REVENUES/APPROPRIATIONS - FUND 585								
BEGINNING FUND BALANCE		11,452,748	11,396,563	9,199,547	9,199,547	9,199,547		
FUND BALANCE ADJUSTMENTS			(4)					
ENDING FUND BALANCE		11,396,563	9,199,547	9,199,547	9,199,547	9,199,547		

05/01/2024

BUDGET REPORT FOR CITY OF PONTIAC

Calculations as of 06/30/2024

ACCOUNT CLASSIFICATIO		2021-22	2022-23	2023-24	2023-24	2024-25	2024-25	2024-25
AND		ACTIVITY	ACTIVITY	ACTIVITY	AMENDED	MAYOR REC.	MAYOR REC.	MAYOR REC.
DEPARTMENT	DESCRIPTION			THRU 06/30/24	BUDGET	BUDGET	AMT CHANGE	% CHANGE
Fund 590 - Sewerage								
APPROPRIATIONS								
547	Sewage Treatment							
548	Sanitary Storm Sewer							
TOTAL APPROPRIATIONS								
NET OF REVENUES/APPROPRIATIONS - FUND 590								
BEGINNING FUND BALANCE								
ENDING FUND BALANCE								

05/01/2024

BUDGET REPORT FOR CITY OF PONTIAC

Calculations as of 06/30/2024

ACCOUNT CLASSIFICATIO		2021-22	2022-23	2023-24	2023-24	2024-25	2024-25	2024-25
AND		ACTIVITY	ACTIVITY	ACTIVITY	AMENDED	MAYOR REC.	MAYOR REC.	MAYOR REC.
DEPARTMENT	DESCRIPTION			THRU 06/30/24	BUDGET	BUDGET	AMT CHANGE	% CHANGE
Fund 591 - Water								
APPROPRIATIONS								
572	Water Transmission & Distribution							
573	Water Meter Services							
575	Water Administration							
578	Water & Sewer Billing Div							
TOTAL APPROPRIATIONS								
NET OF REVENUES/APPROPRIATIONS - FUND 591								
BEGINNING FUND BALANCE								
ENDING FUND BALANCE								

05/01/2024

BUDGET REPORT FOR CITY OF PONTIAC

Calculations as of 06/30/2024

ACCOUNT CLASSIFICATIO AND DEPARTMENT	DESCRIPTION	2021-22 ACTIVITY	2022-23 ACTIVITY	2023-24 ACTIVITY THRU 06/30/24	2023-24 AMENDED BUDGET	2024-25 MAYOR REC. BUDGET	2024-25 MAYOR REC. AMT CHANGE	2024-25 MAYOR REC. % CHANGE
Fund 629 - Employees Sick & Vacation Pay Fund								
ESTIMATED REVENUES								
Dept 000								
600	CHARGES FOR SERVICES			7,102				
664	INTEREST AND RENTS							
Totals for dept 000 -				7,102				
TOTAL ESTIMATED REVENUES				7,102				

05/01/2024

BUDGET REPORT FOR CITY OF PONTIAC

Calculations as of 06/30/2024

ACCOUNT CLASSIFICATIO	2021-22	2022-23	2023-24	2023-24	2024-25	2024-25	2024-25
AND	ACTIVITY	ACTIVITY	ACTIVITY	AMENDED	MAYOR REC.	MAYOR REC.	MAYOR REC.
DEPARTMENT	DESCRIPTION		THRU 06/30/24	BUDGET	BUDGET	AMT CHANGE	% CHANGE
APPROPRIATIONS							
000							
898	MISCELLANEOUS						
TOTAL APPROPRIATIONS							
NET OF REVENUES/APPROPRIATIONS - FUND 629			7,102				
BEGINNING FUND BALANCE					7,102	7,102	
ENDING FUND BALANCE			7,102		7,102	7,102	

05/01/2024

BUDGET REPORT FOR CITY OF PONTIAC

Calculations as of 06/30/2024

ACCOUNT CLASSIFICATIO		2021-22	2022-23	2023-24	2023-24	2024-25	2024-25	2024-25
AND		ACTIVITY	ACTIVITY	ACTIVITY	AMENDED	MAYOR REC.	MAYOR REC.	MAYOR REC.
DEPARTMENT	DESCRIPTION			THRU 06/30/24	BUDGET	BUDGET	AMT CHANGE	% CHANGE
Fund 640 - Equipment Revolving Fund								
APPROPRIATIONS								
563	Equipment Revolving							
TOTAL APPROPRIATIONS								
NET OF REVENUES/APPROPRIATIONS - FUND 640								
BEGINNING FUND BALANCE								
ENDING FUND BALANCE								

05/01/2024

BUDGET REPORT FOR CITY OF PONTIAC

Calculations as of 06/30/2024

ACCOUNT CLASSIFICATIO AND DEPARTMENT	DESCRIPTION	2021-22 ACTIVITY	2022-23 ACTIVITY	2023-24 ACTIVITY THRU 06/30/24	2023-24 AMENDED BUDGET	2024-25 MAYOR REC. BUDGET	2024-25 MAYOR REC. AMT CHANGE	2024-25 MAYOR REC. % CHANGE
Fund 659 - Insurance Fund								
ESTIMATED REVENUES								
Dept 000								
671	OTHER REVENUE	708,701	777,792	839,160	825,066	1,738,400	913,334	110.70
600	CHARGES FOR SERVICES	5,488,088	4,200,382	3,944,349	3,746,096	1,715,421	(2,030,675)	(54.21)
664	INTEREST AND RENTS							
Totals for dept 000 -		6,196,789	4,978,174	4,783,509	4,571,162	3,453,821	(1,117,341)	(24.44)
Dept 966 - Transfers To / From Other Funds								
699	OPERATING TRANSFERS IN				1,000,000		(1,000,000)	(100.00)
Totals for dept 966 - Transfers To / From Other Fund:					1,000,000		(1,000,000)	(100.00)
TOTAL ESTIMATED REVENUES		6,196,789	4,978,174	4,783,509	5,571,162	3,453,821	(2,117,341)	(38.01)

05/01/2024

BUDGET REPORT FOR CITY OF PONTIAC

Calculations as of 06/30/2024

ACCOUNT CLASSIFICATIO AND DEPARTMENT	DESCRIPTION	2021-22 ACTIVITY	2022-23 ACTIVITY	2023-24 ACTIVITY THRU 06/30/24	2023-24 AMENDED BUDGET	2024-25 MAYOR REC. BUDGET	2024-25 MAYOR REC. AMT CHANGE	2024-25 MAYOR REC. % CHANGE
APPROPRIATIONS								
194	Risk Management	296,679	8,460		356,015	369,630	13,615	3.82
851	Insurance and Bonds	(47,310)	838,520	395,918	959,228	960,000	772	0.08
852	Employee Life Insurance							
854	Employee Medical Insurance	1,101,746	1,182,477	1,348,256	2,121,959	2,211,240	89,281	4.21
861	Retiree Fringes	4,761,373	4,106,988	1,916,407	2,006,755		(2,006,755)	(100.00)
966	Transfers To / From Other Funds							
TOTAL APPROPRIATIONS		6,112,488	6,136,445	3,660,581	5,443,957	3,540,870	(1,903,087)	(34.96)
NET OF REVENUES/APPROPRIATIONS - FUND 659		84,301	(1,158,271)	1,122,928	127,205	(87,049)	(214,254)	(168.43)
BEGINNING FUND BALANCE		2,137,618	2,221,918	1,063,646	1,063,646	1,190,851	1,122,928	105.57
ENDING FUND BALANCE		2,221,919	1,063,647	2,186,574	1,190,851	1,103,802	908,674	76.30

05/01/2024

BUDGET REPORT FOR CITY OF PONTIAC

Calculations as of 06/30/2024

ACCOUNT CLASSIFICATIO AND DEPARTMENT	DESCRIPTION	2021-22 ACTIVITY	2022-23 ACTIVITY	2023-24 ACTIVITY THRU 06/30/24	2023-24 AMENDED BUDGET	2024-25 MAYOR REC. BUDGET	2024-25 MAYOR REC. AMT CHANGE	2024-25 MAYOR REC. % CHANGE
Fund 677 - Self Insurance Workers Compensation								
ESTIMATED REVENUES								
Dept 000								
671	OTHER REVENUE							
600	CHARGES FOR SERVICES	399,172	374,943	79,930	479,006	710,500	231,494	48.33
664	INTEREST AND RENTS	1			1	1		
Totals for dept 000 -		399,173	374,943	79,930	479,007	710,501	231,494	48.33
Dept 851 - Insurance and Bonds								
671	OTHER REVENUE							
Totals for dept 851 - Insurance and Bonds								
TOTAL ESTIMATED REVENUES		399,173	374,943	79,930	479,007	710,501	231,494	48.33

05/01/2024

BUDGET REPORT FOR CITY OF PONTIAC

Calculations as of 06/30/2024

ACCOUNT CLASSIFICATIO AND DEPARTMENT	DESCRIPTION	2021-22 ACTIVITY	2022-23 ACTIVITY	2023-24 ACTIVITY THRU 06/30/24	2023-24 AMENDED BUDGET	2024-25 MAYOR REC. BUDGET	2024-25 MAYOR REC. AMT CHANGE	2024-25 MAYOR REC. % CHANGE
APPROPRIATIONS								
851	Insurance and Bonds	271,679	237,398	370,936	665,330	692,800	27,470	4.13
TOTAL APPROPRIATIONS		271,679	237,398	370,936	665,330	692,800	27,470	4.13
NET OF REVENUES/APPROPRIATIONS - FUND 677		127,494	137,545	(291,006)	(186,323)	17,701	204,024	(109.50)
BEGINNING FUND BALANCE		1,205,738	1,333,232	1,470,778	1,470,778	1,284,455	(291,006)	(19.79)
FUND BALANCE ADJUSTMENTS			2				204,024	(109.50)
ENDING FUND BALANCE		1,333,232	1,470,779	1,179,772	1,284,455	1,302,156	(86,982)	(6.77)

05/01/2024

BUDGET REPORT FOR CITY OF PONTIAC

Calculations as of 06/30/2024

ACCOUNT CLASSIFICATIO AND DEPARTMENT	DESCRIPTION	2021-22 ACTIVITY	2022-23 ACTIVITY	2023-24 ACTIVITY THRU 06/30/24	2023-24 AMENDED BUDGET	2024-25 MAYOR REC. BUDGET	2024-25 MAYOR REC. AMT CHANGE	2024-25 MAYOR REC. % CHANGE
Fund 703 - Current Tax Collections Fund								
ESTIMATED REVENUES								
Dept 000								
401	PROPERTY TAXES	27,785,741	29,240,303					
Totals for dept 000 -		27,785,741	29,240,303					
TOTAL ESTIMATED REVENUES		27,785,741	29,240,303					

05/01/2024

BUDGET REPORT FOR CITY OF PONTIAC

Calculations as of 06/30/2024

ACCOUNT CLASSIFICATIO	2021-22	2022-23	2023-24	2023-24	2024-25	2024-25	2024-25
AND	ACTIVITY	ACTIVITY	ACTIVITY	AMENDED	MAYOR REC.	MAYOR REC.	MAYOR REC.
DEPARTMENT	DESCRIPTION		THRU 06/30/24	BUDGET	BUDGET	AMT CHANGE	% CHANGE
APPROPRIATIONS							
000		27,785,741	29,240,303				
TOTAL APPROPRIATIONS		27,785,741	29,240,303				
NET OF REVENUES/APPROPRIATIONS - FUND 703							
BEGINNING FUND BALANCE							
ENDING FUND BALANCE							

05/01/2024

BUDGET REPORT FOR CITY OF PONTIAC

Calculations as of 06/30/2024

ACCOUNT CLASSIFICATIO		2021-22	2022-23	2023-24	2023-24	2024-25	2024-25	2024-25
AND		ACTIVITY	ACTIVITY	ACTIVITY	AMENDED	MAYOR REC.	MAYOR REC.	MAYOR REC.
DEPARTMENT	DESCRIPTION			THRU 06/30/24	BUDGET	BUDGET	AMT CHANGE	% CHANGE
Fund 720 - Pontiac Growth Group Administration								
APPROPRIATIONS								
734	Commerical and Industrial							
TOTAL APPROPRIATIONS								
NET OF REVENUES/APPROPRIATIONS - FUND 720								
BEGINNING FUND BALANCE								
ENDING FUND BALANCE								

05/01/2024

BUDGET REPORT FOR CITY OF PONTIAC

Calculations as of 06/30/2024

ACCOUNT CLASSIFICATIO AND DEPARTMENT	DESCRIPTION	2021-22 ACTIVITY	2022-23 ACTIVITY	2023-24 ACTIVITY THRU 06/30/24	2023-24 AMENDED BUDGET	2024-25 MAYOR REC. BUDGET	2024-25 MAYOR REC. AMT CHANGE	2024-25 MAYOR REC. % CHANGE
Fund 761 - District Court Trust & Agency Func								
ESTIMATED REVENUES								
Dept 000								
600	CHARGES FOR SERVICES	895,490	803,390					
Totals for dept 000 -		895,490	803,390					
TOTAL ESTIMATED REVENUES		895,490	803,390					

05/01/2024

BUDGET REPORT FOR CITY OF PONTIAC

Calculations as of 06/30/2024

ACCOUNT CLASSIFICATIO	2021-22	2022-23	2023-24	2023-24	2024-25	2024-25	2024-25
AND	ACTIVITY	ACTIVITY	ACTIVITY	AMENDED	MAYOR REC.	MAYOR REC.	MAYOR REC.
DEPARTMENT	DESCRIPTION		THRU 06/30/24	BUDGET	BUDGET	AMT CHANGE	% CHANGE
APPROPRIATIONS							
000		895,490	803,390				
TOTAL APPROPRIATIONS		895,490	803,390				

05/01/2024

BUDGET REPORT FOR CITY OF PONTIAC

Calculations as of 06/30/2024

ACCOUNT CLASSIFICATIO	2021-22	2022-23	2023-24	2023-24	2024-25	2024-25	2024-25
AND	ACTIVITY	ACTIVITY	ACTIVITY	AMENDED	MAYOR REC.	MAYOR REC.	MAYOR REC.
DEPARTMENT	DESCRIPTION		THRU 06/30/24	BUDGET	BUDGET	AMT CHANGE	% CHANGE
NET OF REVENUES/APPROPRIATIONS - FUND 761							
BEGINNING FUND BALANCE							
ENDING FUND BALANCE							

05/01/2024

BUDGET REPORT FOR CITY OF PONTIAC

Calculations as of 06/30/2024

ACCOUNT CLASSIFICATIO AND DEPARTMENT	DESCRIPTION	2021-22 ACTIVITY	2022-23 ACTIVITY	2023-24 ACTIVITY THRU 06/30/24	2023-24 AMENDED BUDGET	2024-25 MAYOR REC. BUDGET	2024-25 MAYOR REC. AMT CHANGE	2024-25 MAYOR REC. % CHANGE
ESTIMATED REVENUES - ALL FUNDS		111,122,376	136,867,185	86,142,442	120,100,026	95,064,838	(210,769)	7.88
APPROPRIATIONS - ALL FUNDS		105,503,672	121,861,679	63,899,768	131,400,494	104,377,704	210,769	(7.88)
NET OF REVENUES/APPROPRIATIONS - ALL FUNDS		5,618,704	15,005,506	22,242,674	(11,300,468)	(9,312,866)		
BEGINNING FUND BALANCE - ALL FUNDS		56,914,761	62,533,480	79,487,445	79,487,445	62,923,562	22,242,674	27.98
FUND BALANCE ADJUSTMENTS - ALL FUNDS			1,948,458					
ENDING FUND BALANCE - ALL FUNDS		62,533,465	79,487,444	101,730,119	68,186,977	53,610,696	24,230,276	35.54



City Clerk's Office	
Copy of Voter Files	
Citywide Voter List (email option)	\$270.00
Per Voting District (email option)	\$40.00
Per Precinct (email option)	\$15.00
Per name (Xerox copies)	\$0.02
Per page	\$1.00
FOIA Fees	See Clerk's webpage. Fees governed by State of Michigan.
Marihuana Applications	
Medical Marihuana Facility Permit Application	\$5,000.00
Adult-Use Marihuana Facility Permit Application	\$5,000.00
Notary Service	
City Resident	\$5.00 per page
Non-Resident	\$10.00 per page
Xerox Copies	
Per page	\$1.00
Income Tax Department	
NSF	\$35.00 per item
Community Development Department	
Building Division	
Building Permits	
Permit Application Fee	\$35.00
Minimum Building Permit Fee (including application fee cost)	\$50.00
Estimated Cost of Construction	
\$200.00 to \$1,000.00	\$75.00
\$1,001.00 to \$500,000.00	\$75.00 + \$20.00 per \$1,000.00 of cost or fraction thereof over \$1,001.00
\$500,001.00 to \$1,500,000.00	\$10,055.00 + \$15.00 per \$1,000.00 of cost or fraction thereof over \$500,001.00
If more than \$1,500,000.00	\$25,040.00 + \$10.00 per \$1,000.00 of cost or fraction thereof over \$1,500,001.00 with no upper limit
Plan Review	
\$0 to \$1,000,000	0.0015 of valuation minus \$100.00 minimum
\$1,000,000 to \$5,000,000	\$1,500.00 plus .0005 of evaluation over \$500,000.00
\$5,000,000 to \$ and up	\$3,500.00 plus .0004 of evaluation over \$5,000,000.00
Plan review of Electrical, Mechanical, and Plumbing	25% of the building plan review fee for each discipline.
Minimum Plan Review Fee	\$175.00
Special Inspections	
Property Maintenance Inspection - for determining code compliance - all disciplines	\$250.00



Overtime Inspections	Fee for any inspection outside of regular business hours shall be a standard minimum charge of \$200.00
Inspections - for scope of work	\$200.00
Re-Inspection Fee - for all diciplines	
Work not ready / violation not compiled with by expiration date of Violation Notice / etc.	
First Offense	\$100.00
Second Offense	\$250.00
Special Building Fees	
Permit Extension Fee - for all diciplines	\$50.00
Contractor Registration	\$35.00
NSF	\$35.00 per item
Contracted Services	
Building Inspector	Hourly rate charged by contractor + 10%
Heating Inspector	Hourly rate charged by contractor + 10%
Plumbing Inspector	Hourly rate charged by contractor + 10%
Electrical Inspector	Hourly rate charged by contractor + 10%
Plan Review Service	Hourly rate charged by contractor + 10%
Other contractual services/special projects	Hourly rate charged by contractor + 10%
No-Permit Penalty	
Residential	\$250.00
Commercial	\$500.00
Demolition Permit	
First 1000 sq. ft.	\$250.00
Each additional 500 sq. ft.	\$50.00
Hearing Officer	
Special Hearing	\$900.00
Board of Appeals	
Special Hearing	\$900.00
Construction BOA	
Filing Fee	\$500.00
Rehabilitation Agreement	
Administration Fee	\$50.00
Sign Permit	
Application Fee (Non-Refundable)	\$150.00
Certificate of Occupancy	
Residential/Commercial	\$200.00
Micro-Business Unit	\$100.00
Re-Occupancy Inspection	
2,500sf or less	\$250.00
2,501sf - 5,000sf	\$350.00
5,001sf - 10,000sf	\$450.00
10,001sf - 25,000sf	\$550.00
25,001sf - 50,000sf	\$650.00
50,001sf - 75,000sf	\$750.00
75,001sf - 100,000sf	\$1,000.00
Each additional 50,000sf over 100,000sf, or fraction thereof	\$200.00
Maximum charge for one building based on single use	\$5,000.00
Electrical Permits	
Application Fee	\$35.00
New Home	\$205.00



Substandard Property/Complete Renovation	\$205.00
Minimum Fee (including application fee cost)	\$75.00
Permanent Service for One Phase	
100 Ampere or Less	\$37.00
101 to 200 Ampere	\$40.00
201 to 400 Ampere	\$47.00
Over 400 Ampere	\$50.00
Permanent Service for Three Phase	
100 Ampere or Less	\$42.00
200 to 400 Ampere	\$66.00
401 to 800 Ampere	\$148.00
Each Additional Sub-Service	\$30.00
Stand by Power & Generator (One Phase)	
100 Ampere or Less	\$37.00
101 to 200 Ampere	\$40.00
201 to 400 Ampere	\$47.00
Over 400 Ampere	\$50.00
Automatic Transfer Switch	\$35.00
Manual Transfer Switch	\$30.00
Stand by Power & Generator (Three Phase)	
100 Ampere or Less	\$42.00
101 to 200 Ampere	\$47.00
201 to 400 Ampere	\$52.00
Over 400 Ampere	\$55.00
Automatic Transfer Switch	\$40.00
Manual Transfer Switch	\$35.00
Stand by Power & Generator (Temporary)	
60 Ampere Switch	\$20.00
100 Ampere Switch	\$21.00
200 Ampere Switch	\$22.00
400 Ampere Switch	\$23.00
600 Ampere Switch	\$24.00
800 Ampere Switch	\$25.00
Electrical Furnaces & Heating Units	
1-10 Units in Addition to Circuit Fee	\$25.00
Welders and Generators	
Each in Additions of Circuit Fee	\$25.00
Feeders & Sub-Feeders	
Up to 50 Feet	\$25.00
Each additional 50 feet or fraction thereof	\$25.00
Transformers	
1 KVA Through 100 KVA	\$32.00
101 KVA Through 200 KVA	\$40.00
201 KVA Through 400 KVA	\$70.00
Over 400 KVA	\$100.00
Motors	
First 1/4 HP up to 10 HP (Up to 7450W)	\$25.00
First 11 HP up to 20 HP (Up to 14920W)	\$26.00
First 21 HP up to 30 HP (Up to 22380W)	\$27.00
First 31 HP up to 40 HP (Up to 29840W)	\$28.00
First 41 HP up to 50 HP (Up to 37300W)	\$29.00
First 51 HP and Up	\$40.00
Each Additional Unit	\$42.00



Mobile Home Electrical Hook-Up	
Per Unit	\$75.00
Sign Installation & Inspection Before Installation	
One Sign	\$75.00
Each Additional Sign at Same Location	\$25.00
Fixtures (Smoke Detectors, Power Outlets, Light Fixtures)	
Installation of 1 to 10 Fixtures	\$20.00
Each Additional 10 Fixtures or Fraction Thereof	\$15.00
Lighting Pole & Base Installation	\$25.00
Battery Operated Light/Line Voltage - First 10	\$20.00
Each Additional 10 Fixtures or Fraction Thereof	\$15.00
Exit Light (Each)	\$15.00
Each Circuit	\$15.00
General Repair Permit	\$75.00
Special Electrical Fees	
Contractor Registration	\$35.00
Mechanical Permits	
Application Fee	\$35.00
New Home	\$205.00
Minimum Fee	\$75.00
Heating Equipment - New or Replacement	
Over 40,000 to 100,000 BTU Per Hour	
First 10 Units at Each Occupancy - Each Unit	\$50.00
Each Additional Unit Over 10 at same occupancy	\$35.00
Over 200,000 to 400,000 BTU Per Hour	
Each Unit	\$55.00
Water Heater, Chimney Liner, Fireplace, Fire Dampers	\$35.00
Gas Piping System Permit	
1 Gas Pressure & Piping Test	\$75.00
Each System (Furnace, Water Heater, Dryer, Range, etc.)	\$35.00
Space Heating/Cooling Distribution System Ductwork	
Up to 100,000 BTU Fuel Input Per Hour	\$40.00
Over 100,000 to 200,000 BTU Fuel Input Per Hour	\$50.00
Over 200,000 to 400,000 BTU Fuel Input Per Hour	\$60.00
Over 400,000 to 2,000,000 BTU Fuel Input Per Hour	\$85.00
Over 2,000,000 to 5,000,000 BTU Fuel Input Per Hour	\$125.00
Comfort Cooling Equipment & Systems	
Up to 60,000 BTU (5 Tons) or less (Self Contained Units or Systems)	
First 10 Units at Same Location/Each Unit	\$75.00
Additional Units Over 10 at Same Location/Each Unit	\$40.00
60,000 BTU (5 Tons) to 120,000 BTU (10 Tons)/Each Unit	\$65.00
120,000 BTU (10 Tons) to 600,000 BTU (50 Tons)/Each Unit	\$75.00
600,000 BTU (50 Tons) to 1,500,000 BUT (125 Tons)/Each Unit	\$150.00
Alterations to Each System	\$60.00
Commercial Clothes Dryer for Installation or Replacement	
1st 5 Units Commercial Clothing Dryer	\$60.00
Each Additional Commercial Clothes Dryer at Same Location	\$30.00
Liquefied Petroleum Gas System & Storage	
Over 500 Gallons to 1,200 Gallons	\$70.00
Over 1,200 Gallons	\$120.00
Fire Suppression Systems	
Inspection of Sprinkler Heads - First 10	\$75.00
Each Additional Head Over 10	\$10.00



Commercial Hood System	
Each New or Modified System	\$200.00
Duct Systems - Installation, Alteration or Additions	
Up to 1,000 Cubic Feet Per Minutes of Air	\$35.00
Over 1,000 CFM to 2,000 CFM	\$35.00
Over 2,000 CFM to 4,000 CFM	\$40.00
Over 4,000 CFM to 20,000 CFM	\$45.00
Over 20,000 CFM to 50,000 CFM	\$50.00
RTU's (roof top units) up to 100,000 BTU	\$150.00
200,000 to 400,000 BTU	\$175.00
Over 400,000 to 2,000,000 BTU	\$200.00
Over 2,000,000 to 5,000,000 BTU	\$225.00
Refrigeration System for other than Comfort Cooling	
Self-Contained System/Compressor, Activated by Motors or Engines	
Up to 5 HP	\$35.00
Over 5 HP to 10 HP	\$45.00
Over 10 HP to 50 HP	\$55.00
Over 50 HP to 1255 HP	\$65.00
Installation Permit - Tank (Fuel Oil or Other)	
Above Ground, Not Exceeding 550 Gallons	\$40.00
Below Ground, Not Exceeding 550 Gallons	\$60.00
Over 550 Gallons to 5,000 Gallons	\$60.00
Over 5,000 Gallons to 20,000 Gallons	\$70.00
Over 20,000 Gallons to 50,000 Gallons	\$80.00
Over 50,000 Gallons to 200,000 Gallons	\$100.00
Over 200,000 Gallons	\$125.00
Alterations to existing Burner or Furnace	\$65.00
Air/Exhaust Vents	\$40.00
Each Additional Vent	\$20.00
Air Handling Equipment or Systems	
Blower, Fans, and electronic air cleaner, new installation	
Up to 4,000 CFM	\$35.00
Over 4,000 CFM to 50,000 CFM	\$40.00
Heat Recovery Unit/Radiator	\$20.00
Mobile Home Mechanical Hook-Up	
Per Unit	\$125.00
Boiler 200,000 BTU	\$150.00
Piping	
Plumbing, Medical Gas, Process Piping, Hydronic Piping, Refrigeration Piping	
Each System	\$75.00
Pressure Test for Each System	\$45.00
Fuel gas, Process, Hydronic, Refrigeration, Commercial Air Conditioning	\$0.10 Processed Piping Per Foot
Special Mechanical Fees	
Plan Review Fee	\$175.00
Mechanical Contractor Registration	\$15.00
Plumbing Permits	
Application Fee	\$50.00
New Home	\$250.00
Minimum Fee (including application fee cost)	\$85.00
Stacks (New Alteration) (Soil, Waste, Vent, Inside Connection)	\$20.00



Sump & Interceptors, Dishwashers, Tubs, Catch Basins, Automatic Washers, Drinking Fountains, Floor Drains, Food Disposals, Grinders, Hose Connections, Humidifiers, Laundry Trays, Lavatories, Pumps Toilets, Sinks, Soda Fountain or Br, Urinals & Shower Traps (Each)	\$20.00
Water Heater	\$45.00
Backflow Preventer	\$20.00
Medical Gas System	\$75.00
Pressure test each system	\$60.00
Water Service	
Water Svs/Dist 1/2"	\$50.00
Water Svs/Dist 3/4"	\$50.00
Water Svs/Dist 1"	\$50.00
Water Svs/Dist 2"	\$65.00
Water Svs/Dist 3"	\$85.00
Water Svs/Dist 4"	\$85.00
Water Svs/Dist Over 4"	\$125.00
Water Distribution	
1st 100 Feet	\$125.00
Each Additional Foot	\$0.15
Building Sewer - Size	
Building Sewer & Drain 4"	\$65.00
Building Sewer & Drain 10"	\$70.00
Building Sewer & Drain 12"	\$70.00
Building Sewer & Drain 14"	\$75.00
Building Sewer & Drain 16"	\$80.00
Building Sewer & Drain 18"	\$125.00
Storm Sewer	
Storm & Sanitary 1st 200 Feet	\$125.00
Storm & Sanitary Additional 100 Feet	\$45.00
Building Sewer to Drain Connection - Building Drain - Underground Building Drains/Storm not Over 6"	\$60.00
Storm Drain	
Manholes and Catch Basins	\$45.00
Plumbing for Mobile Home Hook-Up	
Per Unit	\$75.00
Special Plumbing Fees	
Permit Extension Fee	\$50.00
Contractor Registration	\$35.00
<u>Fire Alarm Permits</u>	
Application Fee	\$35.00
Minimum Fee (including application fee cost)	\$75.00
Circuits for Fire System	
Each Signaling Device	\$11.00
Each Control Circuit	\$15.00
Each Remote Sensor	\$11.00
Each Main Control Station	\$17.00
Each Speaker & Microphone	\$11.00
Each Amplifier	\$11.00
Each Main Control Center	\$15.00
Each Door or Window Sensor	\$11.00
Each Vibration Sensor	\$11.00
Each Key Station or Remote Station	\$9.00
Each Panic Button	\$11.00



Each Automatic Dialer	\$10.00
Each Pressure Sensor	\$11.00
Each Alarm (Horn, Bell, Etc.)	\$11.00
Each Auxiliary Power Supply	\$10.00
Each Control Panel	\$15.00
Each Pull Station	\$11.00
Each Fire Head and/or Smoke Sensor	\$11.00
Each Telephone Station	\$11.00
Each Doorway Exit Unlocking System	\$9.00
Each Data Gathering, Reporting, Sub Panel	\$15.00
Each Fan, Elevator Interlocked to System	\$14.00
Code Enforcement Division	
Blight Court Administration Fee	\$200.00
Grass Cutting Administration Fee	\$100.00
Place Property Charges on Tax Bill Fee	\$50.00
Transient Housing	
Hotel/Motel (Per Room - Every Year)	\$25.00
Rental Inspection (Per Room)	\$100.00
Transitional Housing for rooms 2-10, 12-20, 22-30, etc. (Per Room)	\$25.00
Non-Profit Organization Events (Club, Service Organization, Hospitals)	\$20.00
Temporary License	
Christmas Tree Sales	\$100.00
Fireworks Sales	\$100.00
Peddler Solicitor License	\$100.00
Business Registration	
New Registration - Required (Requires Occupancy Inspection)	\$0.00
No-Registration Penalty	\$100.00
Mobile Vendor Registration - Required	\$0.00
No-Registration Penalty	\$100.00
Rental Registration	
Rental Registration (Per Building)	\$300.00
Rental Inspection (Per Unit)	\$100.00
Rental Inspection for units 2-10, 12-20, 22-30, etc. (Per unit)	\$25.00
Change of Rental Manager	\$150.00
Re-Inspection Fee (Lock-out Fee)	\$50.00
Reschedule Fee (Limit One)	\$10.00
Economic Development Division	
Commercial Rehabilitation Act (PA 210 of 2005)	\$1,500.00
Plant Rehabilitation & Industrial Development Act (PA 198 of 1974)	\$1,500.00
Obsolete Property of Rehabilitation Act (OPRA) (PA 146 of 2000)	\$1,500.00
Payment in Lieu of Tax (PILOT), State Housing Development Authority Act (PA 346 of 1966)	\$1,500.00
Brownfield Tax Increment Financing (TIF) Brownfield Redevelopment Financing Act (PA 381 of 1996)	\$1,500.00
Planning & Zoning Division	
General	
Land Platting	\$1,000.00
Lot Split	\$750.00
Lot Combination (1st Lot Combined)	\$500.00
Each Additional Lot Combined	\$75.00
Right of Way/Alley Vacation	\$1,500.00
Planning Commision	



Special Meeting	\$2,500.00
Multiple Family Dwelling Preliminary Site Plan Review	\$1,000.00
Each Additional Acre or Fraction Thereof	\$100.00
Multiple Family Dwelling Final Site Plan Review	\$1,500.00
Each Additional Acre or Fraction Thereof	\$100.00 (Max fee \$10,000.00)
Non-Residential Preliminary Site Plan Review	\$1,000.00
Each Additional Acre or Fraction Thereof	\$50.00
Non-Residential Final Site Plan Review	\$1,500.00
Each Additional 1,000 Sq. Ft.	\$100.00 (Max Fee \$15,000.00)
Planned Unit Development (MUD)	\$2,500.00
Each Additional Acre or Fraction Thereof	\$100.00
Zoning Map Amendment (Rezone) (1 Acre or Less)	\$1,600.00
Each Additional Acre or Fraction Thereof	\$100.00
Special Exception Permit (1 Acre or Less)	\$1,000.00
Each Additional Acre or Fraction Thereof	\$200.00
NOTE: There shall be a charge of 50% of the full review fee for the third and each subsequent review	
Administrative Review Fees	
Zoning Compliance Letter	\$200.00
Waiver from Woodlands Ordinance	\$1,000.00
Sign Review (Per Sign)	\$150.00
Wireless Communication Facility Review	\$750.00
Accessory Structures (Including Fences)	\$150.00
Plot Plan Review (1&2 Family)	\$300.00
Administrative Site Plan Review	\$500.00
Major Temporary Use License	\$500.00
Minor Temporary Use License	\$150.00
Annual Mobile Food Location License	\$150.00
NOTE: There shall be a charge of 50% of the full review fee for the third and each subsequent review	
Zoning Board of Appeals	
Special Meeting	\$2,500.00
Dimensional Variance - Residential (1 & 2 Family)	\$400.00
Each Additional Variance on the Same Petition	\$100.00
Multiple Family & Non-Residential Dimensional Variance	\$1,000.00
Each Additional Variance on the Same Petition	\$100.00
Use Variance (1 Acre or Less)	\$1,500.00
Each Additional Acre or Fraction Thereof	\$100.00
Appeal to ZBA	\$500.00
Historic District Commission	
Special Meeting	\$2,500.00
Administrative Review	\$100.00
Commission Review	\$200.00
DPW Department	
Special Event Fees	
All fees shall be determined by DPW based on event size	
Application Fee	\$50.00
Type III Barricade Rental per Barricade	\$150.00
Type III Barricade Delivery	
Laborer per hour	\$38.63
Foreman per hour	\$47.48
Truck per hour	\$13.41



Trailer per hour	\$12.45	
Barricades provided by event holder		
Applicaton Fee	\$50.00	
Inspection Fee	\$100.00	
ROW		
Permit Fee	\$50.00 + Associated Inspection and Bonding Cost	
Inspection Fee	10% of cost of construction placed into an escrow account. Inspection billing is \$100/hour, drawn from escrow.	
ROW Bond	1.15% cost of construction, or fee as dermined by the discretion of the Engineering Division, to be placed into an escrow account.	
Dumpster in Public ROW		
Application Fee	\$50.00	
Inspection Fee	\$150.00	
Bond	As determined by City Engineer	
Sanitation - ROW Abatements		
GFL fee recieved by City billed back to resident	See Invoice	
First Offense	\$300.00	
Second Offense	\$600.00	
Engineering Division		
Construction Engineering Drawing Review Fees		
Application Fee	\$200.00	
Project Review Fees		
Construction Cost	Percentage	Minimum Fee
0 to \$50,000	3.75%	\$750.00
\$50,000 to \$100,000	3.25%	\$2,200.00
\$100,000 to \$1,000,000	1.75%	\$3,750.00
Over \$1,000,000	1.75%	\$18,750.00
Plot Plan Reviews		
Submittal Fee (includes 2 reviews. Subsequent reviews \$100/submittal)	\$400.00	
Parks Department		
Parks & Recreation 2024		
YOUTH ENRICHMENT		
Pricing for NON-Pontiac Residents Only	Pontiac Residents - No Charge	
Program		
Chess	\$25.00	
Cooking/Baking	\$25.00	
Etiquette Class	\$25.00	
Sewing	\$25.00	
Entrepreneurship Class	\$25.00	
Photography Class	\$25.00	
Jewelry Making	\$25.00	
CPR Classes	\$25.00	
Mentoring - Boys & Girls	\$25.00	
Ice Carving	\$25.00	
Stress Class	\$25.00	
YOUTH SPORTS		
	Pontiac Residents - No Charge	



Pricing for NON-Pontiac Residents Only	Pontiac Residents - NO Charge
Program	
Bityy Basketball	\$25.00
Girl's Basketball - Elementary	\$25.00
Boy's Basketball - League	\$25.00
Indoor Tennis	\$25.00
Martial Arts	\$25.00
Esports	\$25.00
Tumbling/Beginning Gymnastics	\$25.00
Cheer Camp	\$25.00
Bowling	\$25.00
Baseball	\$25.00
Tennis	\$25.00
Golf	\$25.00
Kick Boxing	\$25.00
ADULT SPORTS	
Program	
	Pricing for All Participants
Adult Kickball	\$150.00
Adult Men's Softball	\$300.00
Adult Co-Ed Softball	\$350.00
Shelters & Pavillions	
Facility Rentals	Resident (R) Non-Resident (NR)
Half Day: 10am - 3pm or 4pm to 9pm	
Full Day: 10am to 9pm	
Less Than 4 Hours - (R)	\$35.00
Less Than 4 Hours - (NR)	\$45.00
Half Day - (R)	\$50.00
Half Day - (NR)	\$60.00
Full Day- (R)	\$80.00
Full Day- (NR)	\$100.00
Comfort Station - Beaudette Park Only	\$100.00 weekdays \$150.00 weekends
Field Rental	Resident (R) Non-Resident (NR)
Softball & Baseball - Practice on Prepped Field - (R)	\$20.00
Softball & Baseball - Practice on Prepped Field - (NR)	\$30.00
Soccer Practice - Per Hour - (R)	\$25.00
Soccer Practice - Per Hour - (NR)	\$35.00
Football Practice - Per Hour - (R)	\$25.00
Football Practice - Per Hour - (NR)	\$35.00
Softball & Baseball Games - 2 Hour Game - (R)	\$65.00
Softball & Baseball Games - 2 Hour Game - (NR)	\$75.00
Lights - Per Hour	\$50.00
Extra Field Grooming	\$25.00
Soccer Game - (R)	\$65.00
Soccer Game - (NR)	\$75.00
Football Game - (R)	\$65.00
Football Game - (NR)	\$75.00
Basketball & Tennis Court - (R)	\$25.00
Basketball & Tennis Court- (NR)	\$35.00
Open Space Rental - (R)	\$30.00
Open Space Rental - (NR)	\$40.00
Senior Center Rentals	
Repast - Weekdays - Before 6pm	\$50.00
Repast - Weekdays - After 6pm	\$75.00



Repast - Weekends - (Min. 4hrs)	\$75.00
Weekday Events - (Up to 4hrs)	\$100.00
Additional Hours - Per Hour (Up to 6 Hours or Close of Center)	\$100.00
Weekday Meetings - (Before 6pm)	\$50.00
Weekday Meetings - (After 6pm)	\$75.00
Weekday Meetings - (Min. 4 hrs)	\$75.00
Saturday Events - (Per Hr. Min. 4hrs.)	\$100.00
Security Deposit Fee - (Refundable)	\$100.00
Sanitation Fee - (Non-Refundable)	\$100.00
Security Deposits	\$100.00
Rental Fees	\$35.00 Parks with Pavilion
Event Licenses	
Major Temporary Use (Special Event) Administrative Fee	\$500.00
Minor Temporary Use Administrative Fee	\$150.00
Annual Mobile Food Location, Temporary Use	\$150.00
Community Event Administrative Fee	\$100.00
Peaceful Assembly Administrative Fee	\$100.00
Parade License (Non-Refundable) Administrative Fee	\$400.00
Hidden River Entertainment Plaza Use/License Per Day	\$300.00
Dream Cruise	
Spectator Parking	Up to \$35.00
Dream Cruise Lots	\$500.00
Sanitation Charge	\$600.00
City Special Events	
Mobile Vendor Registration (During Special Events Only)	\$50.00
City Hall Lawn Seating (During Special Events Only)	\$25.00
Porta Johns	\$230.00 Per Event
Pontiac Parking Space Reservation (During Special Events Only)	\$25.00
Treasury Department	
Invoice Cloud User Fees	
Credit/Debit Cards, eCheck/ACH	See Treasury Webpage
Other Fees	
Credit Card Usage Fee	3% surcharge or a minimum of \$2.00 whichever is greater
Dog License Service Charge Fee	\$1.00 to \$2.50 per itemize license
NSF Fee	\$35.00
Xerox Copy Fee	\$1.00 Per Tax Bill